



ANNUAL REPORT  
**2023**

**ABPA**

BRAZILIAN  
ASSOCIATION  
OF ANIMAL  
PROTEIN

ANNUAL REPORT  
**2023**



- MESSAGE FROM THE PRESIDENT.....06**
- ABOUT US .....08**
- OUR MEMBERS.....12**
- ABPA IN ACTION .....14**
- ABPA IN NUMBERS .....16**
- GLOBAL VALUE CHAIN .....18**
- ESG: ENVIRONMENTAL SUSTAINABILITY, SOCIAL, AND GOVERNANCE.....20**
  - Governance..... 20
  - Environmental Sustainability ..... 22
  - Social ..... 33
- ABPA INTERNATIONAL .....40**
- SIAVS .....46**
- GENERAL DATA ON THE POULTRY INDUSTRY IN 2022 .....48**



## CHICKEN MEAT .....50

- BRAZILIAN PRODUCTION.....52**
  - Gross production value..... 52
  - Placement of breeders ..... 52
  - Brazilian chicken meat production ..... 52
  - Chicken slaughtering by federal unit ..... 53
  - Destination of Brazilian chicken meat production ..... 54
  - Chicken meat per capita consumption..... 54
- WORLD MARKET .....55**
  - Production..... 55
  - Export..... 55
  - Import ..... 55

- BRAZILIAN EXPORTS.....57**
  - Brazilian exports of chicken meat (historical series) ..... 57
  - NCM codes of chicken meat..... 57
  - By month and product..... 58
  - By federal unit..... 60
  - By customs ..... 60
  - By product and share by region..... 61
  - By region and importing countries ..... 62
  - Main destinations ..... 64



## TURKEY MEAT .....68

- BRAZILIAN PRODUCTION .....70**
  - Brazilian turkey meat production ..... 70
  - Destination of Brazilian turkey meat production ..... 70
  - Turkey meat per capita consumption ..... 70
- BRAZILIAN EXPORTS .....71**
  - Brazilian exports of turkey meat (historical series) ..... 71
  - NCM codes of turkey meat ..... 71
  - By month and product..... 72
  - By federal unit..... 74
  - By customs ..... 74
  - By product and share by region..... 75
  - By region and importing countries ..... 76
  - Main destinations ..... 78



## DUCK AND OTHER POULTRY MEAT .....82

- BRAZILIAN PRODUCTION.....84**
  - Brazilian duck meat production..... 84
  - Destination of Brazilian duck meat production..... 84
- BRAZILIAN EXPORTS .....85**
  - Brazilian exports of duck and other poultry meat (historical series)..... 85
  - NCM codes of duck and other poultry meat ..... 85
  - By month and product..... 86
  - By federal unit ..... 88
  - By customs ..... 88
  - By product and share by region..... 89
  - By region and importing countries ..... 90
  - Main destinations ..... 92



## EGGS.....96

- BRAZILIAN PRODUCTION.....98**
  - Gross production value..... 98
  - Placement of parent stock..... 98
  - Placement of layer hens ..... 98
  - Brazilian production of eggs ..... 99
  - Day-old chick placement by federal unit ..... 100
  - Destination of Brazilian production of eggs ..... 101
  - Egg per capita consumption ..... 101

- BRAZILIAN EXPORTS .....102**
  - Brazilian exports of eggs (historical series) ..... 102
  - NCM Codes of Eggs..... 102
  - By month and product..... 103
  - By federal unit..... 104
  - By customs ..... 104
  - By product and share by region..... 105
  - By region and importing countries ..... 106
  - Main destinations ..... 108



## POULTRY GENETIC MATERIAL.....112

- BRAZILIAN EXPORTS .....114**
  - Brazilian exports of day-old chicks (historical series) ..... 114
  - NCM codes of day-old chicks..... 114
  - Brazilian exports of hatching eggs (historical series) ..... 114
  - NCM codes of hatching eggs ..... 114
  - By month and product..... 115
  - By federal unit..... 116
  - By customs ..... 116
  - By product and share by region..... 117
  - By region and importing countries ..... 118
  - Main destinations ..... 120

# MESSAGE FROM THE PRESIDENT

Producing food is not a simple mission, but it is definitely one of the noblest. Convinced of this, all the links in the food production chain in Brazil have always remained firm in their purpose, even during the pandemic.

In the midst of a scenario full of obstacles, farmers and industries remained resilient and guaranteed the supply of products to millions of households in Brazil and more than 150 markets that import our proteins.

The challenges were not few. It has never been this expensive to produce in poultry and sector, given the historical highs in corn, soybean meal, plastic packaging and cartons, electricity, diesel and many other inputs.

In this context, the persisting economic effects of the pandemic in the first half of 2022 was felt in almost all areas of household consumption, with a smaller impact on food. This becomes clear when we look at the per capita supply levels, with minimal fluctuations and maintained sustainability. The geopolitical scenario has also generated its impacts. The conflict in Eastern Europe, for example, has redesigned the shipping of inputs and proteins.

In this context, the health status was a relevant factor in global supply. After overcoming the enormous disruption

caused by the international African Swine Fever crisis (from the end of 2018 until now in certain countries), the world was faced with the largest crisis ever recorded in Avian Influenza. In some places, this disease has become endemic, and migratory birds have spread outbreaks around the planet. Brazil, however, remained the only major global producer with no record of this disease.

These are some facts that will be illustrated by numbers on the following pages, with deep and detailed data on poultry production in Brazil. At the same time, information on sustainability, international actions, and other initiatives carried out by ABPA (Brazilian Association of Animal Protein) supplement the historical records in this edition of the Annual Report, the most important publication of our association.



Enjoy your reading!

**Ricardo Santin**  
President of ABPA



**There should be no borders for food.**

Ricardo Santin  
President of ABPA (Brazilian Association of Animal Protein)





## ABOUT US

The Brazilian Association of Animal Protein (ABPA) represents the poultry industry in Brazil.

As a result of the merger of other associations (UBA, ABEF, and ABIPECS), ABPA was born based on the industries' purpose of producing more food, as well as focusing on sustainability, quality, and full preservation of the health status.

Along these lines, ABPA maintains several fronts of action, which include areas such as institutional relations, relations with the national and international markets, technical-scientific activities, and image and business promotion for the producing and exporting chain of the industry.

ABPA is also the creator and organizer of the International Poultry Show (SIAVS), the largest event for these industries in Brazil, as well as the international brands in this sector, in partnership with the Brazilian Trade and Investment Promotion Agency (ApexBrasil).

### Our offices:

- Brazil: **São Paulo/SP and Brasília/DF**
- China: **Beijing**
- European Union: **Brussels/Belgium**

### Around

# 130

### members from the entire production chain:

- Producing and exporting agroindustries
- Genetic houses
- Equipment companies
- Biological and pharmaceutical input suppliers
- Animal feed
- Logistics
- State and sectoral entities connected to the poultry production industries
- Certifying agencies

## Mission, Vision and Values



### MISSION

To represent the Brazilian poultry industry in national and international forums, ensuring the quality, health, and sustainability of products; promoting the integration of the entire chain with a high technological standard; enabling the profitability and consolidation of the domestic and foreign markets; as well as disseminating Brazilian poultry in these markets.



### VISION


To be a plural and active entity, integrating the entire poultry production chain, and seeking the best solutions for these industries.



### VALUES

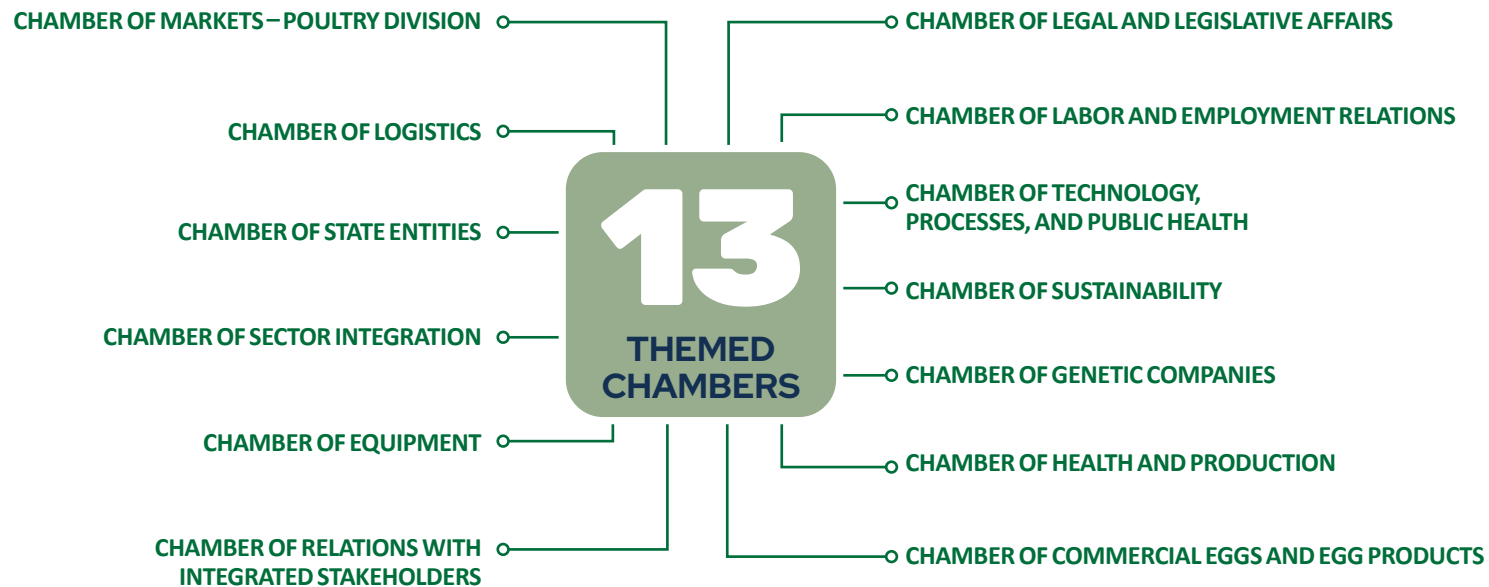
Member satisfaction through actions and behaviors, committed and respected people and leadership, based on ethical principles and working with honesty and respect.

## How ABPA works



## Themed chambers

In its structure, ABPA has 14 themed chambers where technical issues, legislative matters, market access and global demands are discussed. They work as independent bodies, in which professionals from member companies discuss issues and consolidate proposals to government agencies following the agenda of each chamber.



## ABPA in Networks

### Institutional networks



- Facebook: abpabr
- Twitter: AbpaBR
- Instagram: abpabr
- YouTube: ABPABR
- LinkedIn: company/abpa



Integrated Family

- Facebook: familiaintegrada
- Instagram: familiaintegrada.abpa

### International networks



- Instagram: abpa\_brazil



- Instagram: brazilian.chicken
- Facebook: BrazilianChicken



- Instagram: brazilian.egg
- Facebook: BrazilianEgg

### Consumption incentive networks



- Instagram: /amo.frango
- Facebook: /AmoFrango






- Instagram: /tododia.ovo
- Facebook: /OvoTodoDia

### SOCIAL MEDIAS IN CHINA

- WeChat: ABPA\_Brazil
- Weibo: weibo.com/brazilabpa
- Douyin: v.douyin.com/eUT8mB2/
- Bili Bili: space.bilibili.com/397851049



# OUR MEMBERS

 ABRA - ASSOCIAÇÃO BRASILEIRA DE RECICLAGEM ANIMAL	 ACA V - ASSOCIAÇÃO CATARINENSE DE AVICULTURA	 ACEAV - ASSOCIAÇÃO CEARENSE DE AVICULTURA	 AD'ORO	 ADISSEO	 AGA - ASSOCIAÇÃO GOIANA DE AVICULTURA	 AGRI STATS BRASIL	 AGROARAÇÁ ALIMENTOS	 GLOBOAVES	 GRAN CORTE	 GRANJA BRASÍLIA	 GRANJA ECONÔMICA	 GRANJA FARIA S.A.	 GRUPO ALVORADA	 GSI BRASIL	 GT FOODS
 AGROCERES MULTIMIX	 AGROGEN	 AGROSUL FOODS	 ALIBEM	 ALLTECH	 AMAV - ASSOCIAÇÃO MATOGOSSENSE DE AVICULTURA	 ANFEAS - ASSOCIAÇÃO NACIONAL DOS FABRICANTES DE EQUIPAMENTOS PARA AVES E SUÍNOS	 APA - ASSOCIAÇÃO PAULISTA DE AVICULTURA	 INSTITUTO OVOS BRASIL	 JAGUAFRANGOS	 KORIN	 LAR COOPERATIVA AGROINDUSTRIAL	 LGB - LAYER GENETICS BRASIL	 MANTIQUEIRA	 MARTINI MEAT	 MASTER AGROINDUSTRIAL
 APAV - ASSOCIAÇÃO PARAENSE DE AVICULTURA	 APINCO - ASSOCIAÇÃO BRASILEIRA DOS PRODUTORES DE PINTOS DE CORTE	 ASA - AVIÁRIO SANTO ANTÔNIO (ASA EGGS)	 ASBIPS - ASSOCIAÇÃO SUL BRASILEIRA DAS INDÚSTRIAS DE PRODUTOS SUÍNOS	 ASGAV - ASSOCIAÇÃO GAÚCHA DE AVICULTURA	 AURORA ALIMENTOS	 AVENORTE AVÍCOLA CIANORTE LTDA (GULBON FOODS)	 AVES - ASSOCIAÇÃO DOS AVICULTORES DO ESTADO DO ESPÍRITO SANTO	 MAURICÉA ALIMENTOS	 MSD SAÚDE ANIMAL	 NATUROVOS	 NEOGEN	 NETTO ALIMENTOS	 NUTRIBRAS ALIMENTOS	 NUTRISA NUTRIMENTO AGROPASTORIL S.A (EMAPE OVOS E AVES)	
 AVIAGEN AMÉRICA LATINA	 AVIMIG - ASSOCIAÇÃO DOS AVICULTORES DE MINAS GERAIS	 AVIPE - ASSOCIAÇÃO AVÍCOLA DE PERNAMBUCO	 AVIVAR ALIMENTOS	 BELLO ALIMENTOS	 BIG DUTCHMAN BRASIL	 BIOMÉRIEUX BRASIL	 BOEHRINGER INGELHEIM	 NUTRIZA AGROINDUSTRIAL DE ALIMENTOS S/A (FRIATO ALIMENTOS)	 PALMALI	 PAMPLONA ALIMENTOS	 PEIXE BR - ASSOCIAÇÃO BRASILEIRA DA PISCICULTURA	 PHIBRO ANIMAL HEALTH CORPORATION	 PIF PAF ALIMENTOS	 PIONEIRO ALIMENTOS	 PLASSON DO BRASIL
 BRF	 CVALE COOPERATIVA AGROINDUSTRIAL	 CARGILL	 CASP	 CASTROLANDA COOPERATIVA AGROINDUSTRIAL LTDA (ALEGRIA FOODS)	 CDIAL HALAL - CENTRO DE DIVULGAÇÃO DO ISLAM PARA AMÉRICA LATINA	 CEVA SAÚDE ANIMAL	 CIALNE - COMPANHIA DE ALIMENTOS DO NORDESTE	 PLUMA AGROAVÍCOLA	 RIVELLI ALIMENTOS	 RPF GROUP (FRIGORÍFICO RAINHA DA PAZ LTDA)	 RUDOLPH FOODS DO BRASIL	 SAUDALI - FRIGORÍFICO INDUSTRIAL VALE DO PIRANGA	 SEARA ALIMENTOS	 SINDAN - SINDICATO NACIONAL DA INDÚSTRIA DE PRODUTOS PARA SAÚDE ANIMAL	 SINDIAVIPAR - SINDICATO DAS INDÚSTRIAS DE PRODUTOS AVÍCOLAS DO ESTADO DO PARANÁ
 COASUL COOPERATIVA AGROINDUSTRIAL (LEVIDA)	 COBB-VANTRESS AMÉRICA DO SUL	 COMPANHIA DE ALIMENTOS UNIAVES	 COOPAVEL COOPERATIVA AGROINDUSTRIAL	 COOPERATIVA AGROINDUSTRIAL HOLAMBRA	 COOPERATIVA DÁLIA ALIMENTOS LTDA	 COOPERATIVA LANGUIRU	 COPACOL	 SINDICARNE - SINDICATO DAS INDÚSTRIAS DE CARNES E DERIVADOS NO ESTADO DE SANTA CATARINA	 SINDICATO RURAL DE BASTOS	 SINDIRAÇÕES - SINDICATO NACIONAL DA INDÚSTRIA DE ALIMENTAÇÃO ANIMAL	 SOMAI ALIMENTOS	 SUINCO COOPERATIVA DE SUINOCULTORES LTDA	 SUPERFRANGO (SSA - SÃO SALVADOR ALIMENTOS)	 SUPERFRIO LOGÍSTICA FRIGORIFICADA	 THE HALAL APPROVAL
 DIP FRANGOS S/A (DIPLOMATA)	 DIVERSEY BRASIL	 ECOFRIGO	 ECOLAB	 ELANCO BRASIL	 ESB DO BRASIL	 EVONIK BRASIL	 FAMBRAS - FEDERAÇÃO DAS ASSOCIAÇÕES MUÇULMANAS DO BRASIL	 TROUW NUTRITION BRASIL	 UNIÃO AVÍCOLA AGROINDUSTRIAL LTDA	 UNIFRANGO	 VIBRA				
 FLAMBOIÁ ALIMENTOS	 FRANGOESTE AVICULTURA LTDA	 FRIELLA ALIMENTOS	 FRIGOESTRELA (ESTRELA ALIMENTOS)	 FRIGORÍFICO SÃO MIGUEL (FRIVATTI)	 FRIGORÍFICO THOMS	 FRIMESA COOPERATIVA CENTRAL	 GELNEX	 VILLA GERMÂNIA ALIMENTOS S.A.	 VOSSKO DO BRASIL	 ZANCHETTA ALIMENTOS LTDA (ALLIZ)	 ZOETIS BRASIL				



Check the updated list here

\*LIST OF MEMBERS ON MARCH 1, 2023

# ABPA IN ACTION

## Institutional and legislative actions

As a political-institutional representative of poultry industry in Brazil, ABPA works directly with the agencies of the Federal Executive Branch, from its various ministries – with special emphasis on the Ministry of Agriculture and Livestock (MAPA), Ministry of Foreign Affairs (MRE), Ministry of Development, Industry and Foreign Trade (MDIC), Ministry of Labor and Employment (MTE), Ministry of Finance (MF), Chief of Staff's Office, Ministry of Infrastructure (MIN-FRA), among others – to the National Congress and state legislative agencies, in addition to the various national legal levels, dealing with topics of interest and presenting the demands and needs of the industries represented.

ABPA also interacts with private entities and representations of other production chains, national and international confederations, government entities and other agencies within the same purpose, focused on strengthening relationships in favor of social, economic, and environmental sustainability in these industries and in the country.



## ABPA Academy

A practical application of Distance Learning to members, with courses of direct interest to the industry, covering areas such as Regulatory and Legal Affairs, Biosecurity, Business Intelligence, Foreign Trade, International Relations, Image of the Industry, among others.



## Integrated Family

An ABPA initiative to encourage professional training and family succession in small poultry farms.



## ABPA Data

As a business intelligence (BI) platform, ABPA Data has more than 3 billion pieces of data processed in real time and available to members through individual and personalized login.

## Regulatory support and sectoral alignment

Through its themed chambers, ABPA develops guidelines, discussions, and sectoral alignments on topics of interest to the production chains. ABPA also offers regulatory support and promotes courses and training on various topics of interest to the poultry production industries in Brazil.

## Expansion and access to markets

ABPA provides direct support to the international expansion process of companies through growth and access to new markets, as well as support related to the accreditation of establishments and receiving of missions and audit visits. Along these lines, ABPA has a Guide to Missions and Accreditations, which has been prepared based on the Association's experience in organizing several international, in-person, and remote missions. The guide contains several recommendations on the procedures for receiving these audit visits.

## Market intelligence

ABPA's intelligence service has a wide range of studies and reports prepared with the aim of supporting the strategic decision-making of our members, helping them to understand the dynamics of international markets and the global context. In addition to materials on production, exports, and inputs, ABPA also has a Competitive Intelligence Center (Núcleo de Inteligência Competitiva, NIC), which aims to provide in-depth analyzes on the Brazilian and the global poultry industry.

## Study on competitiveness

In 2022, ABPA developed a study about the competitiveness of poultry Brazilian farming, which presents a series of opportunities, bottlenecks and points of attention of these agroindustries compared to its main global competitors.

## Data reporting

Periodically, ABPA discloses to the market information on poultry production in Brazil. These data are related to production, exporting, consumption and other relevant information for monitoring the industry. ABPA also provides its members with various newsletters containing data, analyzes, and relevant information on different areas of the companies.

## Promoting the image of the industry

Boosting and promoting the image of the animal protein industry is also one of ABPA's endeavors. Supported by quality, health, and sustainability, the association leads strategic actions in the production chain in partnership with other agribusiness chains through public relations initiatives, campaigns, events and other activities, which are developed as part of strategies designed with the support of business intelligence.

## ABPA Incentive Program to Sustainable Practices

This program aims to deepen and develop the adoption of work strategies in the production sector from environmental, social, and corporate governance perspectives. Its purpose is to integrate and democratize sustainable practices throughout the poultry production chain through courses, materials, and dissemination of practices and content aimed at the various links in these industries.

Access the website: [www.abpa-br.org/sustainability/](http://www.abpa-br.org/sustainability/).

## Support for holding trade shows and national and international events

With more than two decades of expertise in organizing international events and trade shows, ABPA offers its members all the organization, infrastructure, and support necessary for commercial actions in major international markets. Some of them are part of the scope of the Sectorial Project, maintained by its partnership with ApexBrasil, which includes events in the format of workshops, missions, and coordination of major booths, with individual spaces for each exporting company, at the main trade fairs around the world.

## International Poultry Show (SIAVS)

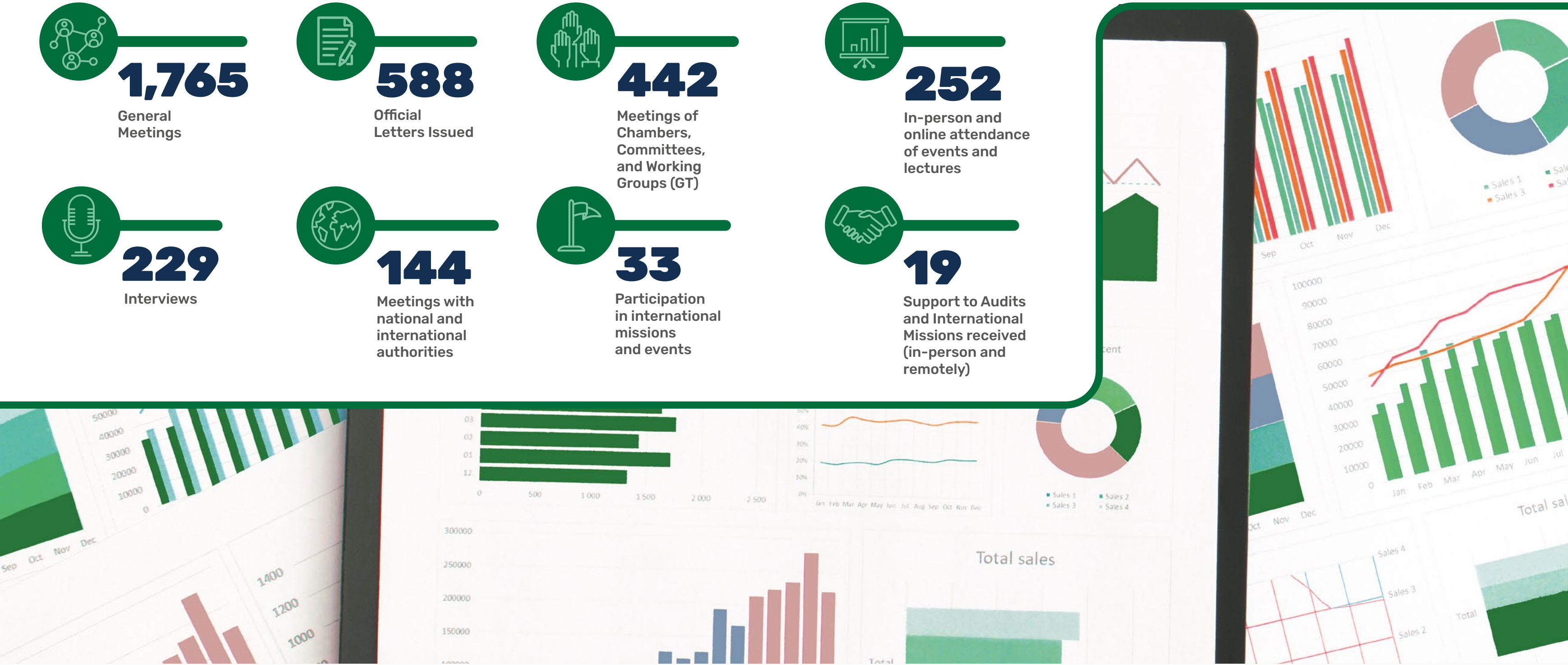
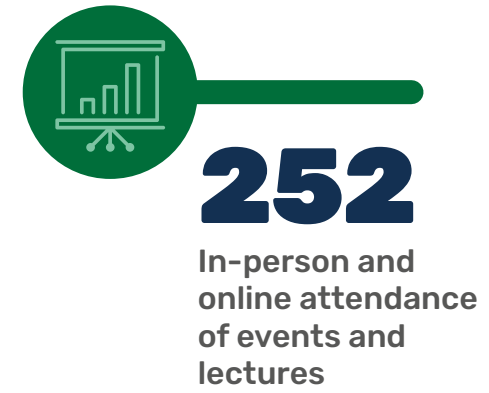

The largest poultry event in Brazil, SIAVS, is held by ABPA every two years in São Paulo (SP). It brings together the most important trade fair in these industries and the most complete program of technical and conjunctural presentations. SIAVS is also the most important sectorial political event, and is attended by authorities from the Executive and Legislative branches of the Federal Government and its States.

Access the website: [www.siavs.com.br/en](http://www.siavs.com.br/en).



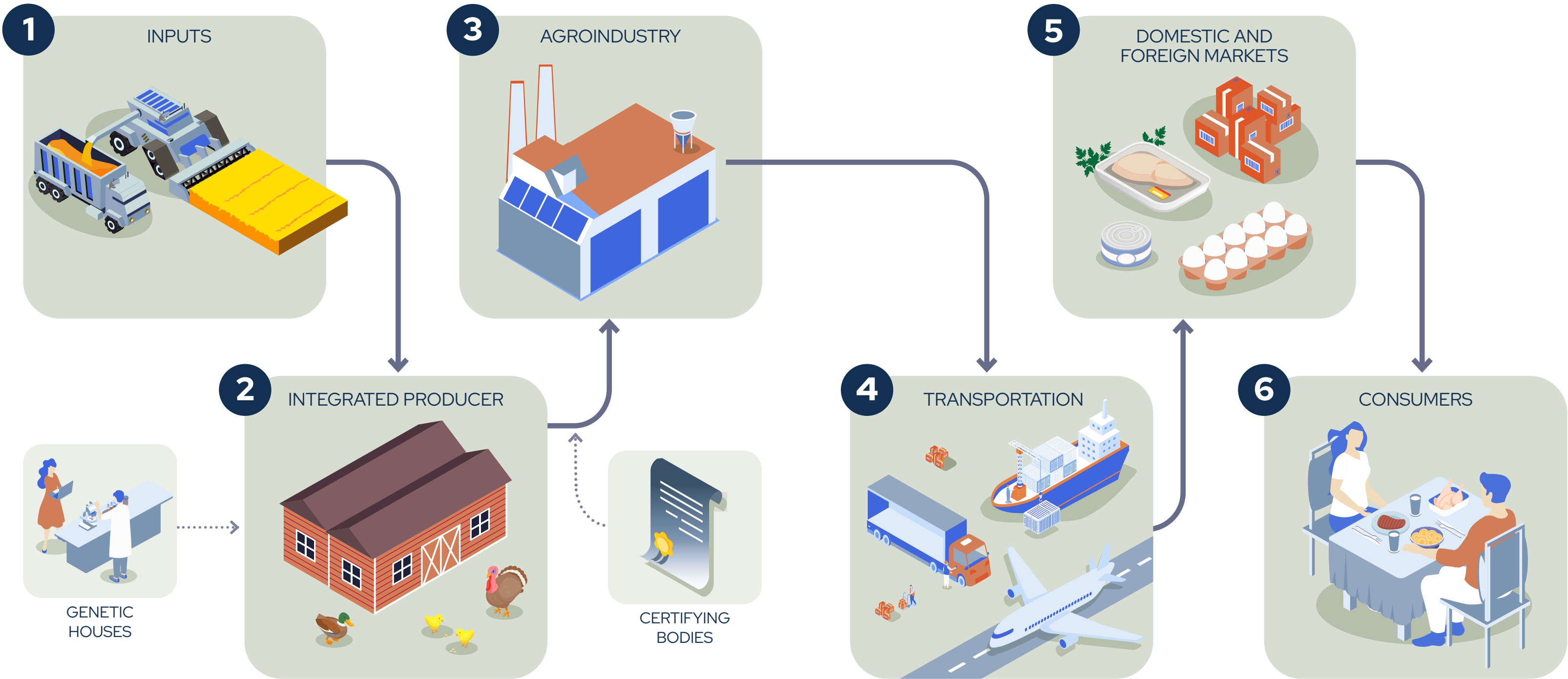
# ABPA IN NUMBERS

Summary of activities carried out in 2022



# GLOBAL VALUE CHAIN

Quality from the field to the table of millions of people in Brazil and around the world





# ESG: ENVIRONMENTAL SUSTAINABILITY, SOCIAL, AND GOVERNANCE

Food production in Brazil is essentially sustainable! See why



## GOVERNANCE



### ABPA's Code of Conduct

#### Sectoral positioning in defense of the principles of integrity

The new ABPA's Code of Conduct is the document that governs all relations and matters maintained by society between its employees, members, governments and other external entities. This Code updates principles already implemented in ABPA's institutional and associative work, reinforcing its position on good business practices and sectoral integrity.

- Relationship with employees, members and others;
- Conflict of interests;
- Human rights;
- Harassment, diversity, and work environment;
- Environmental and social responsibility, and governance
- Anti-corruption practices;
- Others.

### More Integrity (Mais Integridade) Seal

The More Integrity Seal of MAPA recognizes agribusiness entities, companies, and cooperatives that adopt integrity practices with a focus on social responsibility, environmental sustainability, and ethics.

ABPA was one of the four entities honored as a Partner Association of the More Integrity Seal in 2021/2022.

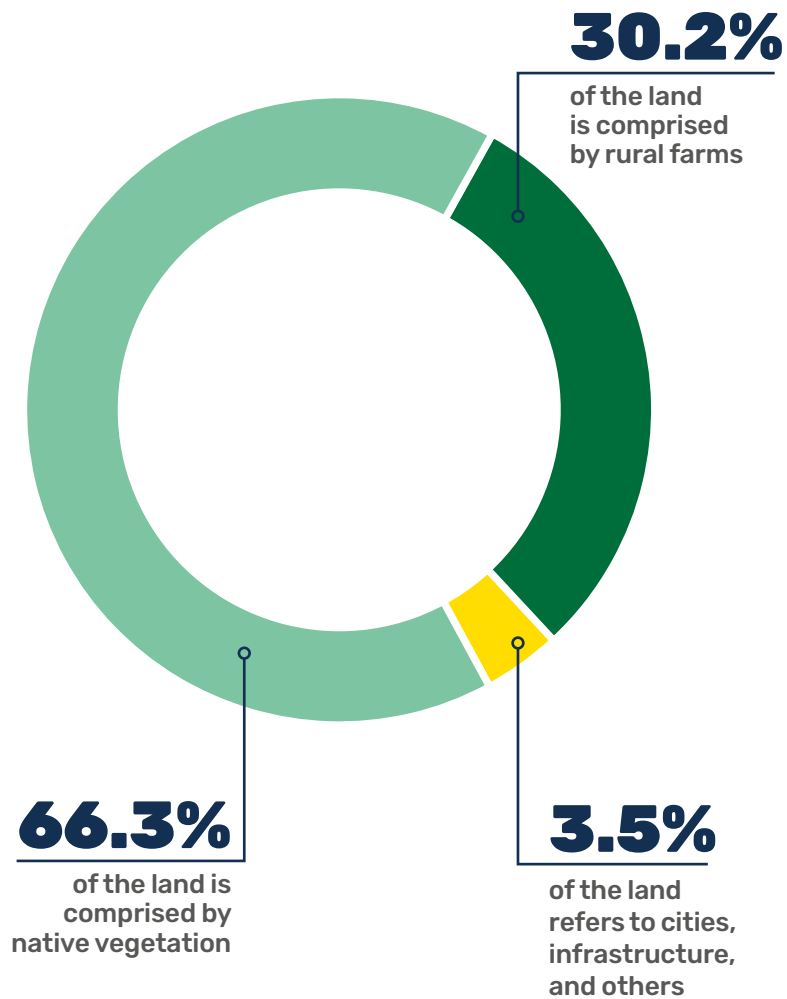






# ENVIRONMENTAL SUSTAINABILITY

**Brazilian agribusiness produces and preserves!**



SOURCE: MMA, 2018; FUNAI, 2018; EMPRAPA TERRACCLASS, 2014; IBGE, 2017 2018 2019; SFB/SICAR, 2021

## Strict Environmental Laws

Brazil has strict environmental laws. Brazilian environmental legislation is one of the most complete and advanced in the world!



Access to see the Brazilian environmental legislation

**Preserving, protecting, and recovering**

## Brazil Controls and Reduces Emissions



The Plan for Adapting to Climate Change and Low Carbon Emission in Agriculture (ABC+), in place from 2020 to 2030, seeks to consolidate the strengthening of national agriculture based on sustainable, resilient, and productive systems.

With sustainable production technologies, the Sectorial Plan has a **target to reduce carbon emissions equivalent to 1.1 billion tons in the agricultural industry by 2030**. This number is seven times higher than the one defined in the first stage of the plan.

The first stage, carried out from 2010 to 2020, exceeded the expectations initially set by the Federal Government, mitigating around 170 million tons of carbon dioxide equivalent in an area of 52 million hectares.

Seeking mainly the rational use of natural resources and environmental preservation, Brazil has structured national food production on solid sustainable bases, intensifying production in areas already anthropized and using technologies and innovations that allow for better production rates without incorporating new land.



Access the full publication

Its main objective is to guarantee the production of nutritious food at more stable prices throughout the year and to generate quality jobs, social inclusion, and fair compensation for ecosystem services.

## CO<sub>2</sub> Emissions in the Industry

One piece of data that helps to illustrate its sustainable profile is CO<sub>2</sub> emissions. According to the UK Department for Environment, Food and Rural Affairs (DEFRA), CO<sub>2</sub> emissions from poultry production in Brazil are nearly half of those from poultry production in the UK. There are around 1.20 t CO<sub>2</sub>-equivalent/ton in Brazilian production, and 2.20 t CO<sub>2</sub>-equivalent/ton in the United Kingdom.

When CO<sub>2</sub> emissions from transportation are included, emissions from the Brazilian poultry industry until the product reaches the shelves in the United Kingdom are 2.57 t CO<sub>2</sub>-equivalent/ton, while the same data for poultry in the United Kingdom is 2.82 t CO<sub>2</sub>-equivalent/ton.

### CO<sub>2</sub> EMISSIONS (equivalent/ton)



SOURCE: DEFRA, 2008 | JRC



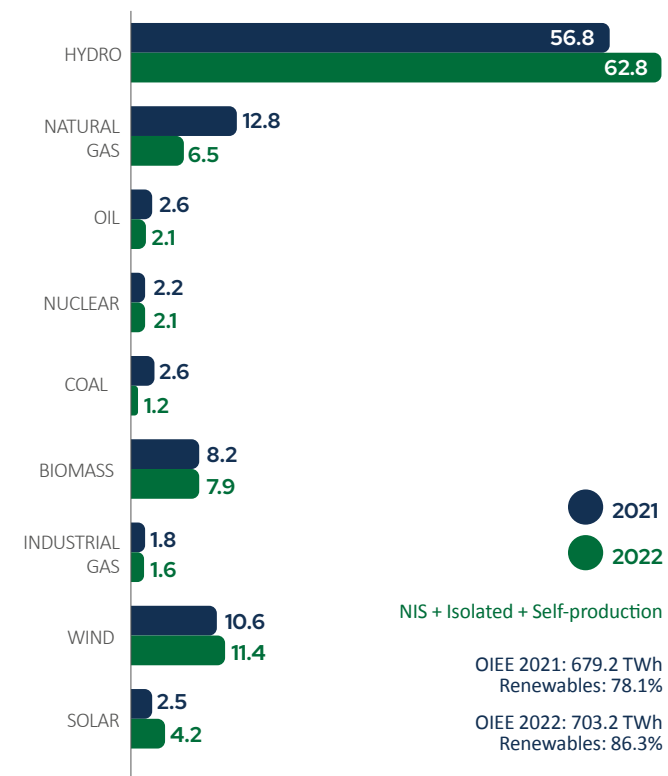
## Clean Energy

Brazil is a country with great potential to produce clean energy. This is due to positive natural factors such as geographic location, abundant solar irradiation, and the existence of hydrographic basins in its extension.

The country has invested significantly in infrastructure to make the most of this potential. To illustrate it, in 2021, Brazil was ranked 4th in the world ranking of nations that most added photovoltaic capacity to their power grids.

According to the Ministry of Mines and Energy, Brazil increased its domestic supply of electricity from renewable sources from 78.1% in 2021 to 86.3% in 2022.

### DOMESTIC SUPPLY OF ELECTRIC ENERGY BY SOURCE (%)



SOURCE: MINISTRY OF MINES AND ENERGY

## Sustainable and Conscious Use of Water

The new National Plan for Water Resources 2022- 2040 (Plano Nacional de Recursos Hídricos, PNRH) is being implemented in Brazil. It is the document that guides the implementation of the National Water Resources Policy and the performance of the National Water Resources Management System (SINGREH), which is comprised of institutions in the federal level, the States and Federal District, and the hydrographic basins.

The Plan provides for investments and management of water resources in line with the goals of SDG 6 that have been agreed for Brazil. In line with this is also the need for wastewater management. It is worth mentioning that in 20 years the Watershed Depollution Program contributed to the fact that around 250,000 tons of Biochemical Oxygen Demand (BOD) were no longer released into the country's water bodies, which is equivalent to the organic load produced by a population of more than 4.5 million people.

There are several other water use management, waste treatment, and reuse programs in Brazil. To learn more, visit the National Water Agency (Agência Nacional das Águas, ANA) website: [www.gov.br/ana/pt-br](http://www.gov.br/ana/pt-br).



## PACKAGING COALITION: Reverse packaging logistics in practice

Packaging Coalition (Coalizão Embalagens) is a group comprised by 12 organizations, including ABPA, which represents around 1,850 signatory companies of the federal sectoral agreement for the implementation of the Reverse Logistics System for General Packaging of Non-Hazardous Products. This agreement is a commitment to implement reverse logistics in Brazil and comply with the National Solid Waste Policy.

Manufacturers of raw materials used in packaging, packaging manufacturers, manufacturers of products that use packaging in food, beverage, pet products and paint, importers, distributors and traders of packaged products work directly in this coalition.

The National Solid Waste Policy (Law 12,305/2010) creates instruments for the proper management of solid waste in the country. It provides for the elimination of landfills, the expansion of selective waste collection, and the shared responsibility for expanding reverse logistics.

Reverse logistics enables the collection of solid waste and its return to the business sector, for reuse in its cycle, in other production cycles or another environmentally appropriate final disposition.



Access the website to know more



## Animal welfare in Brazil

Animal welfare is one of the commitments of Brazilian agroindustries in their quest for sustainable production. In this context, the natural conditions of the country contribute to the adoption of best practices, favoring the comfort and handling of animals aimed at their welfare.

In addition to adopting the principles guided by the World Organization for Animal Health (WOAH), the

agroindustries comply with the standards defined by the Ministry of Agriculture and Livestock (MAPA), which include slaughter operations, transportation, and good handling in general.

Several member companies have committed to go beyond existing standards and improve the already excellent production and handling conditions applied in the country.





## One Health: Practical application of the One Health concept in the industry

Poultry production in Brazil apply, on several fronts, the concepts of **One Health**- an approach that involves a multisectoral and transdisciplinary collaborative vision of local, regional, national and global scope,

achieving ideal health results from the interconnection between people, animals, plants and the environment.

Below are some of the approaches:



## HEALTH STATUS

One of the greatest assets of food production in Brazil is its health status. So far, Brazil has never registered cases of Avian Influenza.

In recent years, the world has faced the most serious health crises in this poultry disease. Avian Influenza had severe effects in 2022, generating historical crises and reaching countries in South America in an unprecedented manner.

In Brazil, the Government and the Private Sector are on full alert. The biosecurity protocols increased their regulations and, by order of its Advisory Board, ABPA recommended that the industry suspended visits to production areas, regardless of compliance with standstills, which had been adopted previously.

On the other hand, ABPA, MAPA, and entities in this industry intensified clarification campaigns, carrying out emergency simulations and updating plans.

There are several fronts of action, as follows:

- The Special Group for the Prevention of Avian Influenza (GEPIA) maintain discussions with national and international stakeholders, review of strategies, and development of prevention actions.
- Working Groups with Governments: ABPA is directly integrated with the Federal Government, State Governments, Secretariats of Sanitary Defense, Representative Entities of Poultry production in the states and other members of the technical and communication areas, acting through working groups to align strategies and provide all the necessary support in the private sphere.
- Continental Groups: ABPA is integrated, along with all the poultry production entities in Latin America, into a large committee whose objective is to harmonize knowledge and align strategies at the continent level, with the exchange of expertise and information.

## ABPA's biosecurity protocol recommendations

- Do not receive on farms, especially on poultry farms, individuals not linked to the production system. This recommendation is reinforced for people coming from abroad, both foreigners and Brazilians.
- Always wash your hands and change your clothes and shoes before entering farms.
- Disinfect all vehicles before they access farms! Vehicles, whether of passengers or transportation, can be vectors of diseases.
- If you travel abroad, wash all your clothes and shoes when you return.
- Avoid contact of farm animals with other birds, especially wild birds.
- Avoid contact with wild birds of any origin.

Our prevention campaigns are widely disseminated and always highlighted on ABPA's social networks and websites!



See more information at ABPA's website

## RESPONSIBLE USE OF ANTIMICROBIALS

ABPA is a member of the **Alliance for the Rational Use of Antimicrobials**, a movement comprised of 11 other entities, whose objective is to promote engagement in favor of the responsible use of antimicrobials by Brazilian farmers.

This initiative was created to align and integrate the work of the entities, which proved necessary for the private sector to meet the demands of the Action Plan for the Prevention and Control of Antimicrobial Resistance (PAN-BR Agro) of the Ministry of Agriculture and Livestock (MAPA). In addition to providing data on the use of this type of substance in Brazil – in response to requirements from the World Organization for Animal Health (WOAH) and as an important support for the Brazilian government –, the Alliance will promote awareness among farmers on the impacts of indiscriminate use of antimicrobials and accountability for their use, based on information and training campaigns and actions.

## GUARANTEES TO CONSUMERS

Below are the surveillance and inspection agencies that contribute to ensuring total quality assurance of products to consumers:

### National Agency for Health Surveillance (ANVISA)

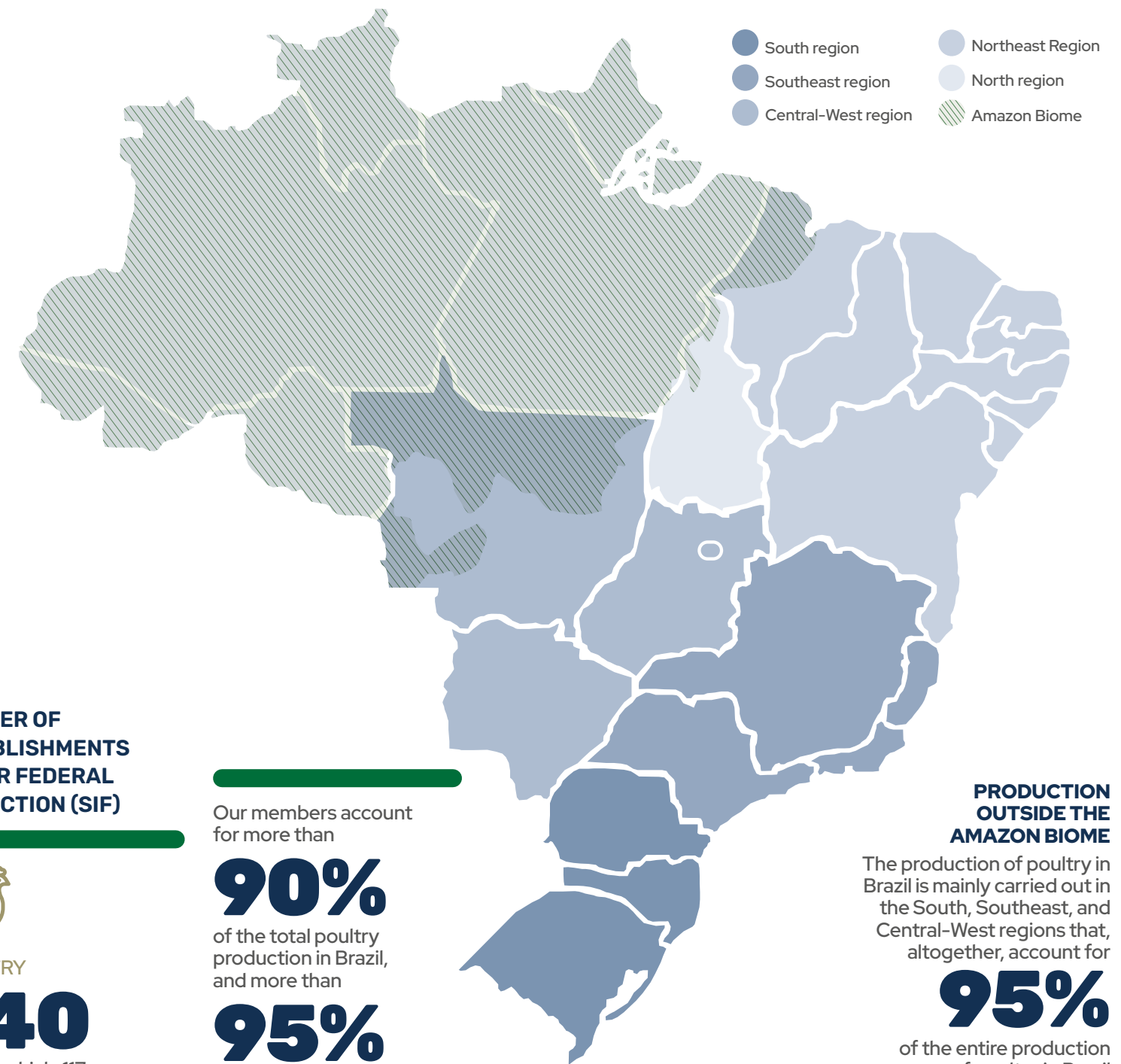
Autarchy created with the objective of protecting the health of the population, using health control of the production and consumption of products and services for this purpose. The controls range from process environments to the control of ports, airports, and borders..

### Federal Inspection Service (SIF)

An identification seal that ensures the quality of edible and non-edible products intended for the domestic and foreign markets. More than 5,000 establishments throughout Brazil are now under the oversight of the Department of Inspection of Animal Products (DIPOA), which manages the seal for the animal protein industry. All products of animal origin under the responsibility of the Ministry of Agriculture and Livestock (MAPA) are registered and approved by the Federal Inspection Service (SIF).



IMAGE: MINISTRY OF AGRICULTURE AND LIVESTOCK/ MAPA



### NUMBER OF ESTABLISHMENTS UNDER FEDERAL INSPECTION (SIF)



POULTRY

**140**

SIFs, of which 117 are ABPA members

Our members account for more than

**90%**

of the total poultry production in Brazil, and more than

**95%**

of the exports in these industries

### PRODUCTION OUTSIDE THE AMAZON BIOME

The production of poultry in Brazil is mainly carried out in the South, Southeast, and Central-West regions that, altogether, account for

**95%**

of the entire production of poultry in Brazil

SOURCE: MINISTRY OF AGRICULTURE AND LIVESTOCK  
\* LIST OF ACTIVE SIFS ON MARCH 1, 2023



## GOOD SELF-CONTROL PRACTICES

Poultry agroindustries apply several tools for managing production and risk in their processes to ensure the safety of their products.

Establishments that produce food and are overseen by the Federal Inspection Service (SIF) must have self-control programs with systematized and auditable records that prove compliance with the hygienic-sanitary and technological requirements established by MAPA and also in complementary standards, as to ensure the safety, identity, quality and integrity of their products, from obtaining and receiving raw materials, ingredients and inputs, to the shipping of products.

Among the various systems employed is HACCP (Hazard Analysis and Critical Control Points), which allows to identify, assess, and control physical, chemical, and biological hazards along the entire food chain. In animal product industries overseen by the Federal Inspection Service (SIF), the implementation of the HACCP system is compulsory, as established in Ordinance (Portaria) No. 46, of February 10, 1998.

## SECTOR PRIVATE CERTIFICATIONS

Voluntary certifications are adopted throughout the industry and demonstrate the commitment of poultry production industries to the quality of their products!

### SOME EXAMPLES OF INTERNATIONAL CERTIFICATIONS BY INDEPENDENT BODIES



## SOCIAL

### Integration system between producers and industries

The integrated production system implemented in Brazil has been in place for more than five decades. The first integrations in Brazil date back to the 1970s.

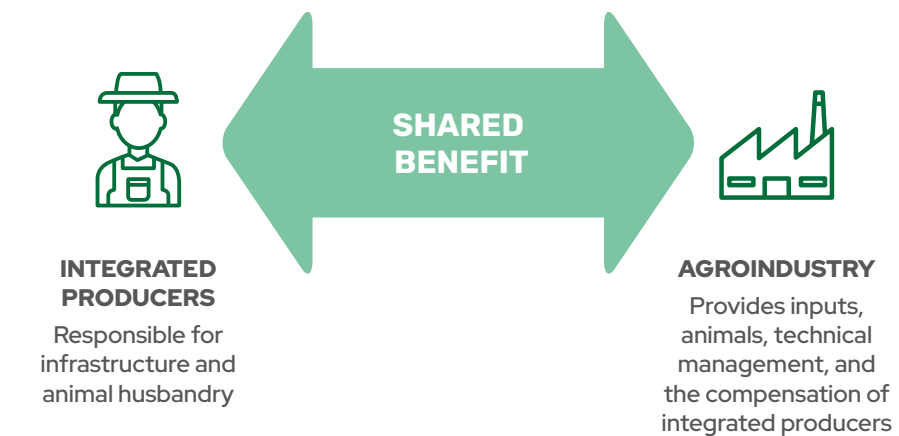
The system is relatively simple, but quite efficient. While the industry provides the animals, feed, and technical supervision, producers are responsible for the management and quality of the facilities. In this partnership, producers have guaranteed sales of animals, which reduces their risks and provide more security. If, on the one hand, integration allows for better production

quality assurance, on the other hand it provides a dignified life for the families involved in all steps of production, helping to establish farming families.

Thanks to its efficiency, this system has been multiplied in the poultry production industries in Brazil. **About 90% of the national production follows the integrated system**, and it is a reference for other production chains given its contribution to the competitive excellence that, today, ranks Brazil as the world leader in chicken meat exports.

### INTEGRATED PRODUCTION SYSTEM

Around 90% of the poultry production system is integrated



**4 million**  
direct and indirect jobs

**50,000+**  
integrated producers families

**500,000**  
jobs in slaughterhouses



## Accounts from producers

From generation to generation, farmer families renew their dedication to food production. That is why they invest in technologies that increase productivity and sustainability levels. On these farms, the firewood used in ovens used for heating during the winter comes from reforestation. Native forests are preserved. In water management, there are practices for treating water and reducing its use. In terms of waste management, chicken litter is used to produce biogas, fertilizers, and biodiesel, in

addition to the implementation of biodigesters. These are only some examples of how farmers dedicate themselves to bringing quality food to the tables of families throughout Brazil and the world, with the same satisfaction and pride that they put these same products on the tables of their family members. They have a key role in a large production chain that ensures food security in more than 150 nations around the world.



We have received several awards for the best results of the month and, recently, we received the animal welfare certificate. It means a lot to us, because it is what we practice indeed, their welfare. We prioritize their welfare so that chickens feel good, really good. And also for customers who buy them, for the market, to have quality meat.”

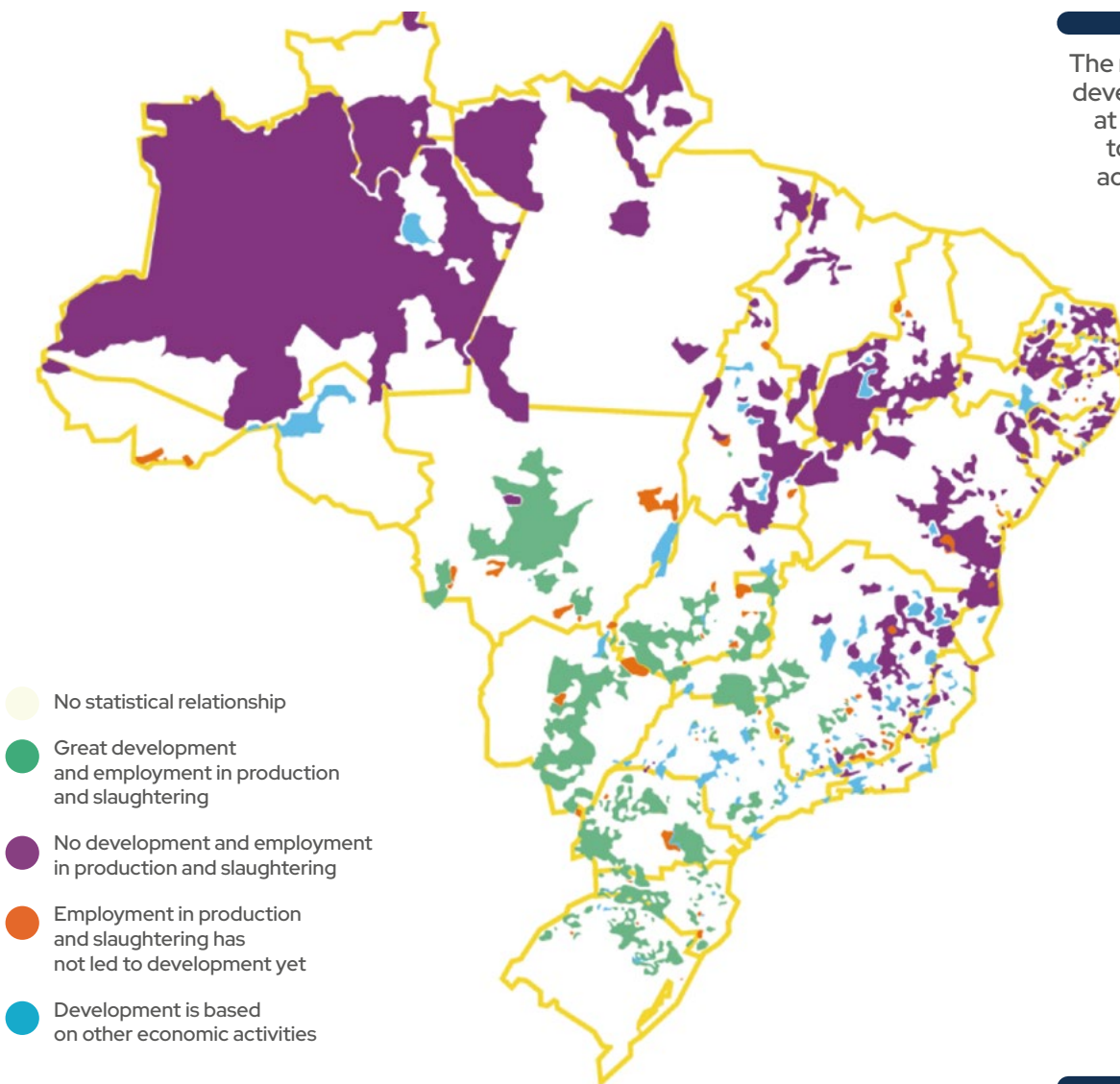


## Workers in this industry: together in one same purpose

Small municipalities in various production centers have poultry production as their main activity. More than 500,000 jobs are created in agroindustries alone, with an indirect impact on the lives of millions of workers across the country.

These large chains provide a range of opportunities, whose economic indicator is the generation of jobs and income, raising the HDI of the municipalities where they are located. The map below, produced by Embrapa Pork and Poultry, illustrates this.

The ranking below demonstrates the development index of municipalities at state and federal levels, linked to the existence of production activities in the poultry industry.



SOURCE: EMBRAPA PORK AND POULTRY, 2016

### Lajeado

2° RS / 6° BR

### Toledo

2° PR / 7° BR

### Concórdia

1° SC / 8° BR

### Paranavaí

3° PR / 18° BR

### Chapecó

2° SC / 25° BR

### Serafina Corrêa

6° RS / 57° BR

### Medianeira

8° PR / 61° BR

### São Gabriel do Oeste

1° MS / 126° BR

### Lucas do Rio Verde

1° MT / 148° BR

### Marau

34° RS / 176° BR

### Rio Verde

12° GO / 400° BR

But there is more than that: there are the human indicators, the best measure of all things. From the countryside, with the fixation of people in the places where they live, in the comfort of their affections and roots, to the attraction of opportunities for workers who, by choice, choose to work in this great industry.

Working in agroindustries is one of the main aspects that makes the industry proud. After all, Brazil has advanced welfare legislation for work in slaughterhouses in accordance with the conventions of the International Labor Organization (ILO).

In poultry industry, there is an enormous productive capacity combined with care for the health and well-being of employees. All companies work in accordance with labor legislation and are guided by the general principle of good working conditions, professional improvement, and leisure. They offer benefits, such as recreational centers, libraries, and an immense structure to be enjoyed by their employees.

There are also social responsibility actions, which include day care centers, environmental awareness among children, dental projects, educational projects for employees' children, among other initiatives.

The success of Brazilian poultry production lies in the dedication and care of all the links and participants in this chain. In addition to producing food with quality, health, and sustainability, the industry cares for all those behind the production of these products, with diligence and respect.

## ACCOUNTS FROM EMPLOYEES ON THEIR WORK IN SLAUGHTERHOUSES



I've been here for 12 years and, if it's up to me, I'll stay here with great joy until I retire! Today I see that it was worth it to have dreamed in the beginning. I conquered my dreams and I want to tell you that it's worth dreaming!"



I'm very proud to know that we are somehow part of this product that end up on the tables of customers."



We feel like we are part of a story... That we feed millions of people!"





### ABPA Incentive Program to Sustainable Practices

As an ABPA's initiative, this program aims to integrate and democratize sustainable practices throughout the poultry production chain. This stimulus is carried out by the dissemination of guidance through many channels, whether through written materials, online courses (via ABPA Academy and Integrated Family), or other actions such as hotspots, videos, etc. that provide guidance on a variety of topics and cover everything from available credit lines to sustainable practices.

This program follows the guidelines established by the Sustainable Development Goals (SDGs) of the United Nations (UN) and is aligned with the sectoral purpose of promoting food security and social development by optimizing the use of resources and respecting quality standards and the environment.

The actions included in the Program are the following:

### GOOD FOOD FOR THE PEOPLE AND THE PLANET

An international campaign that demonstrates the commitment of Brazilian production with the preservation of the environment.

Access the website to learn more!  
[www.abpa-br.org/sustainability/](http://www.abpa-br.org/sustainability/)

## PUBLICATION OF MATERIALS AND COURSES

ABPA's manual on environmental legislation applied to poultry

### Technical support for companies

Federal standards applied to the main stages of the Poultry chain, as well as their interconnections, functions, and practical impacts.

ABPA's manual on photovoltaic solar energy

### Clean energy, sustainability, and saving resources

Attention points, payback, credit lines and others, with the objective of encouraging the use of clean energy in production chains.

ABPA's manual on greenhouse gases (GHG)

This manual shows the first steps for carrying out the greenhouse gas emissions inventory, according to the Brazilian GHG Protocol. Measuring emissions is the first step towards a management system that mitigates greenhouse gas emissions, thus meeting the precepts of sustainability in relation to climate change.

ABPA's manual on the sustainable use of water

This manual addresses, in a practical way, how to collect data and consumption indicators with the aim of promoting improved management of water resources in companies and demonstrate the importance of engagement with the 2030 Agenda and compliance with SDG 06- Clean Water and Sanitation for the poultry production industry.

Course: Management of greenhouse gas emissions (GHG) in the industry

### Tools for an efficient management to reduce Greenhouse Gases

A practical approach to the scope of each activity and its framework for calculation in the Brazilian GHG Protocol.

Course: sustainable use of water, water stress, reuse and recycle of water and practices for water management

### Tools for an efficient management to reduce water use and waste

A practical approach to all points of attention and opportunities to improve water management, reduce waste and costs, improve reuse and learn more about this resource that is extremely important for the planet.



# ABPA INTERNATIONAL

## ABPA & ApexBrasil Partnership

For almost **two decades**, ABPA has maintained an industry promotion project, in partnership with ApexBrasil, which focuses on strengthening the international image of the quality, health, and sustainability of poultry products from Brazil, in addition to significantly increasing the inflow of foreign exchange generated by this industry to the country, and reinforcing Brazil's role in ensuring food security on the planet.

The actions of this project that highlights Brazilian Chicken, Brazilian Egg, Brazilian Breeders and Brazilian Duck brands are carried out as workshops in partnership with Embassies, participation in trade fairs around the world, visits of journalists and importers to Brazil for business roundtables, social media campaigns and other specific efforts.

This partnership also acts to increase the competitiveness of the participating companies through business intelligence studies and consulting services for the defense of interest in target markets, among other initiatives that are relevant to the strategic international positioning of Brazilian proteins.



Promoted by



## 2021-2023 Sectorial Project Data

Initiated in September 2021, the current Sectorial Project counts on the participation of 74 companies, which represent 97.1% of the Brazilian poultry industry. As a result of the actions developed, the participating companies have benefited from more than 11,000 commercial contacts closed and revenues that, altogether, account for US\$ 3.5 billion.

### OUTCOME OF ACTIONS CARRIED OUT IN 2022

Participation of Brazilian exporting companies in the project



New business contacts **11,000+**

Actions to promote Brazil's image and exports **76**

Direct revenues from each biannual agreement **US\$ 3.5 billion**

## Promoting poultry production at an accelerated pace in 2022!

Altogether, more than **40 actions** were carried out in 2022 only, involving markets in Africa, America, Asia, the Middle East and the European Union.

Among the major global trade fairs of the year, the international brands of the industry were present at Gulfood Dubai, Sial Canada, SIAVS and Sial Paris. Actions to promote image, tastings, and business actions generated more than US\$ 795 million immediately (at the event), in addition to other projected US\$2.5 billion in the following 12 months.

There were also large image campaigns. One of them was during the World Cup, in Qatar, with 30 panels spread across Doha highlighting the properties of poultry products and the Brazilian partnership with consumers of halal products.

Workshops, exhibitions, and the release of a book completed the program of actions for the year. The book "Halal Poultry – From Brazil to the World", released at Sial Paris, tells in images the facts and data of representativeness and part of the history of Brazilian production and exporting of halal chicken meat.

In Madrid, at the Brazilian Embassy, an exhibition of images taken from the book "Da Nossa Mesa Para Sua Mesa" (From Our Table to Your Table) showed opinion makers the quality, sustainability, and care involved in poultry production in Brazil.





## Global Presence

See the extent of ABPA's activities around the world in 2022:

# 27

countries visited in 5 continents, through participation in missions, trade shows, and events

# 19

Audit visits and Official Missions received (in-person and online)

# 212

days of Official Missions Received in Brazil

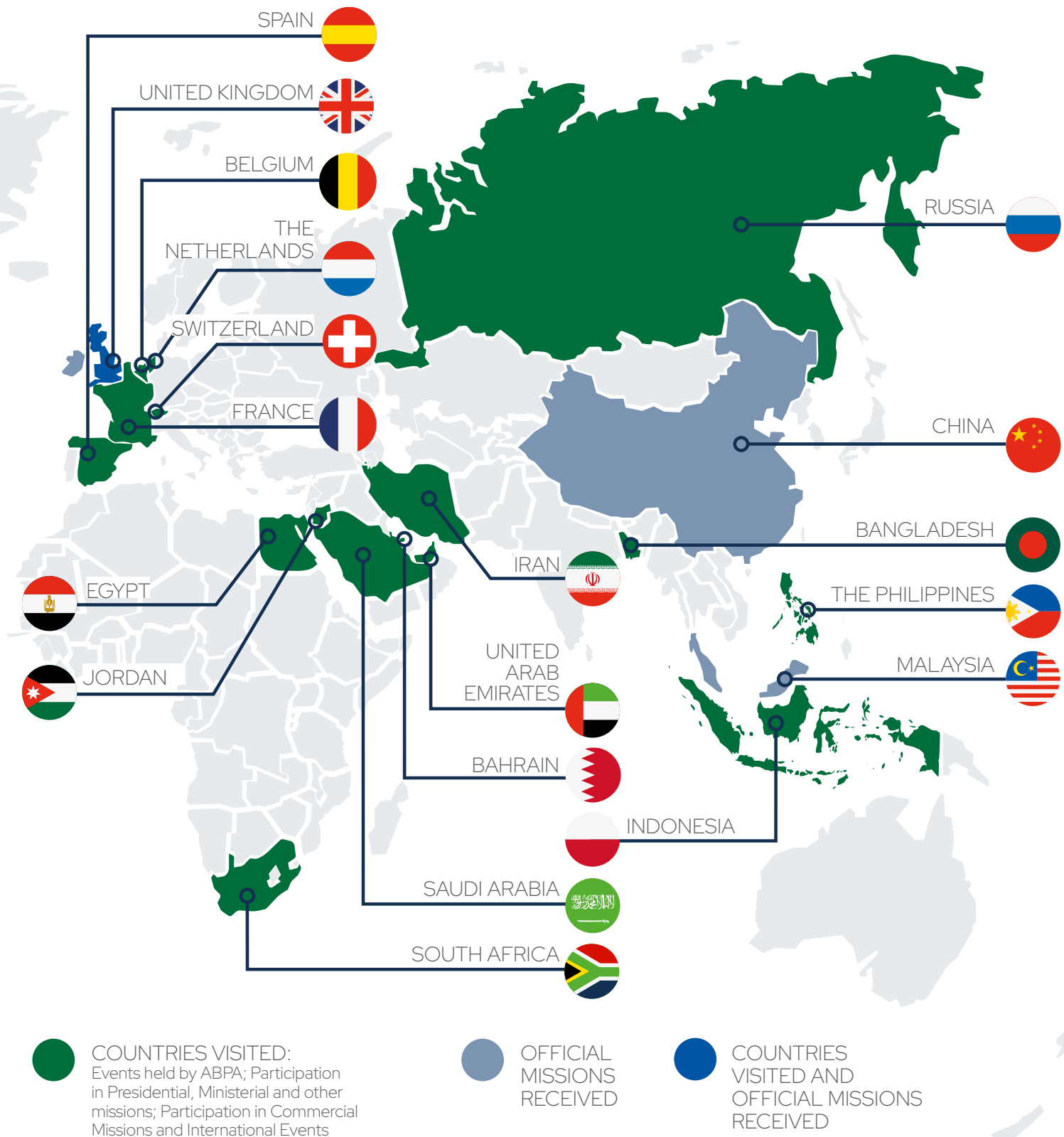
More than

# 140

exporting establishments were granted new accreditations in 2022

# 5

new markets opened



**COUNTRIES VISITED:**  
Events held by ABPA; Participation in Presidential, Ministerial and other missions; Participation in Commercial Missions and International Events

**OFFICIAL MISSIONS RECEIVED**

**COUNTRIES VISITED AND OFFICIAL MISSIONS RECEIVED**





### Brazil, a reliable partner

#### Food Security and Complementarity

The poultry production industry in Brazil is a great partner for the food security of the planet!

These are highly qualified and technical industries, which provide products customized to the needs of each market – whether for Brazilian consumers or for families in more than 150 countries that are also supplied by Made in Brazil food.

You can find animal protein produced by Brazilian families all over the world! The poultry production industry in Brazil is a partner for the food security of these nations by complementing the demand for products that is not met by local farmers.

Do you know how much this represents? **In 2022 alone, Brazilian poultry industry exported more than 230,000 containers to every continent!**

At the same time, by providing cutting-edge genetics, we support farmers from nations across continents. Today Brazil is also a genetics platform, supporting the development of this activity in several countries.

### International Affiliations and Partnerships

ABPA has several partners around the world!

Through associations, memoranda of understanding, and cooperation, aimed at common goals, partner organizations promote good international trade practices in the poultry industry, as well as principles of complementarity and food security.

After all, **there should be no borders for food!**

#### ORGANIZATIONS WITH WHICH ABPA HAS CONNECTIONS:



**INTERNATIONAL POULTRY COUNCIL (IPC)**



**ASOCIACIÓN LATINOAMERICANA DE AVICULTURA (ALA)**  
Latin American Poultry Association



**CHINA ENTRY-EXIT INSPECTION AND QUARANTINE ASSOCIATION (CIQA)**



**USA POULTRY AND EGG EXPORT COUNCIL (USAPEEC)**



**CONSEJO MEXICANO DE LA CARNE (COMECARNE)**  
Mexican Meat Council



**ASSOCIATION OF MEAT IMPORTERS & EXPORTERS (AMIE)**





## SIAVS

The International Poultry Show (SIAVS) is the largest event in this industry in Brazil.

In its last edition, in 2022, the official ABPA event had 2,300 conference attendees and 80 speakers, on various technical and conjunctural topics. Among the highlights was the CEO panel, with leaders of agroindustries, in a debate on the direction of the production chain. Other panels on future projections for animal protein, competitiveness, crisis management, logistics, technical issues on antimicrobials, salmonellosis and other topics were on the agenda of debates.

Around 21,000 visitors from 53 countries attended the event – the highest number ever recorded. Due to the Producer Project (Projeto Produtor), there were 1,900 integrated producers from different production centers.

With an area 30% larger, SIAVS had around 200 exhibitors of equipment, biological and pharmaceutical inputs, animal feed and other suppliers from various areas of the production chain that, in an area of over 20,000 square meters, displayed their technologies and products aimed at the production of animal protein.

The numbers are based exclusively on the participation of 48 agroindustries that produce and export poultry meat, eggs, dairy products, duck meat, farmed fish and genetic material. According to the companies consulted, the business carried out and the contacts established during the event may result in US\$ 880.3 million in exports over the next 12 months. According to member companies, in the three days of event alone, businesses established reached US\$ 544.3 million.



The next edition of SIAVS will be held from August 6th to 8th, 2024, in São Paulo (SP). Learn more at [www.siavs.com.br/en](http://www.siavs.com.br/en)

### SIAVS 2022

**21,000+**

visitors from 53 countries

**2,300+**

conference attendees

**200+**

exhibitors and

**48**

agroindustries

**80+**

speakers



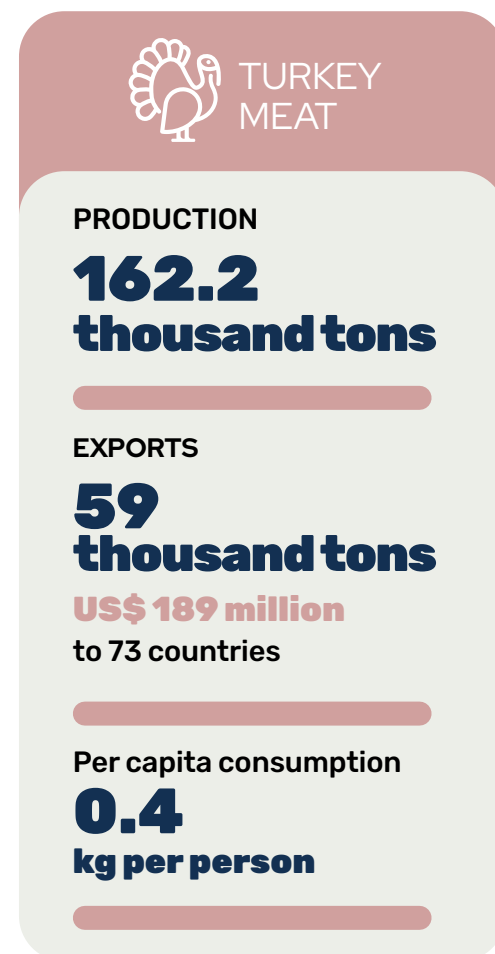
**Over 1,900**

producers



# GENERAL DATA ON THE POULTRY INDUSTRY IN 2022

Brazil's food production has continental dimensions and is among the largest in the world! See industry data below



Altogether, these production industries account for around **13.5%** of the Brazilian agribusiness GPV!

SOURCE: ABPA; MAPA; SECEX; USDA; FAO





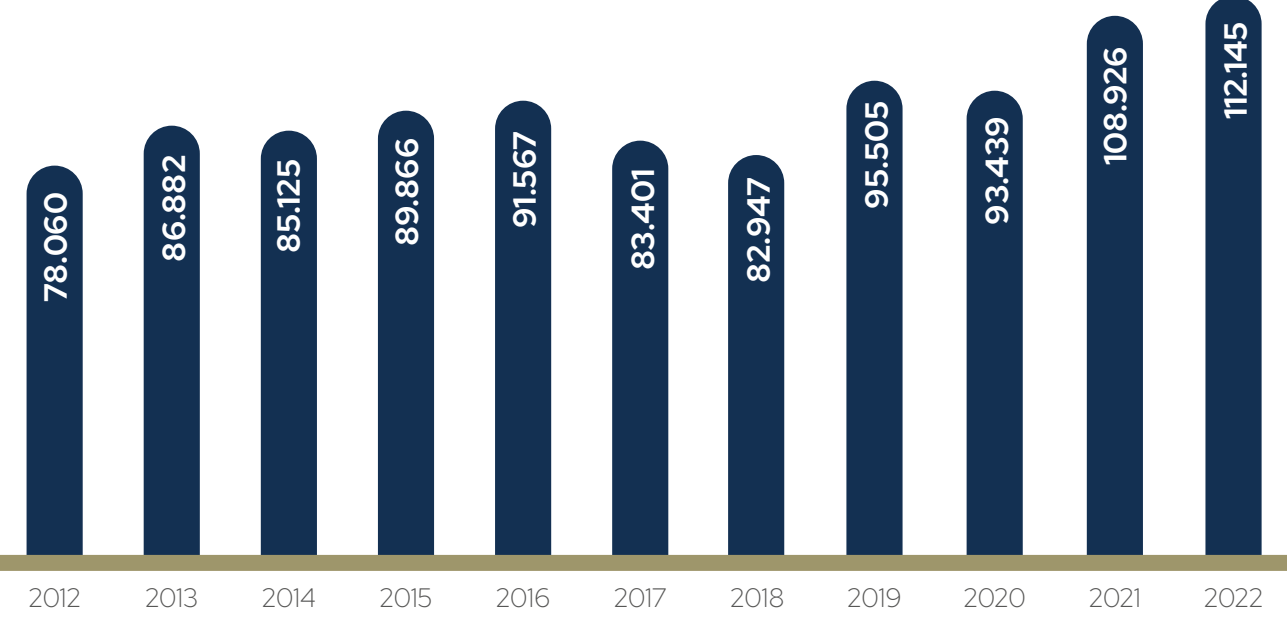
CHICKEN  
MEAT





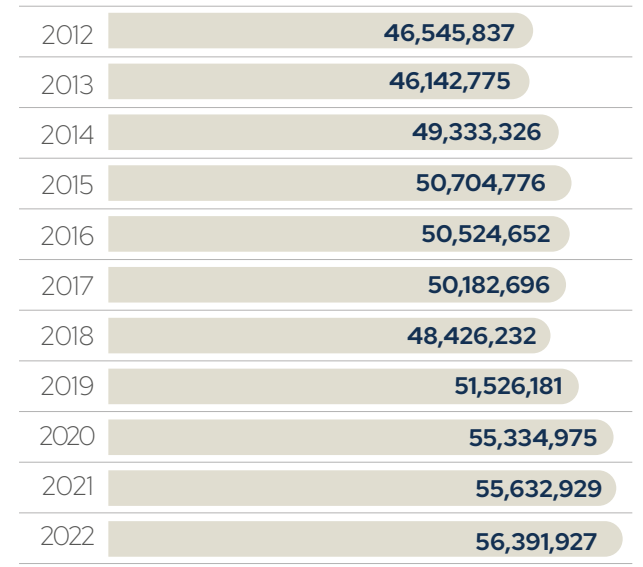
**BRAZILIAN PRODUCTION**

**Gross production value**  
(Billion R\$)



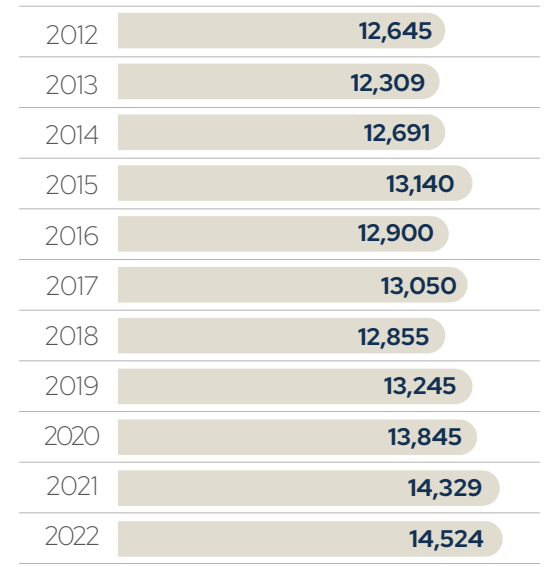
SOURCE: MINISTRY OF AGRICULTURE AND LIVESTOCK

**Placement of breeders**  
(heads)



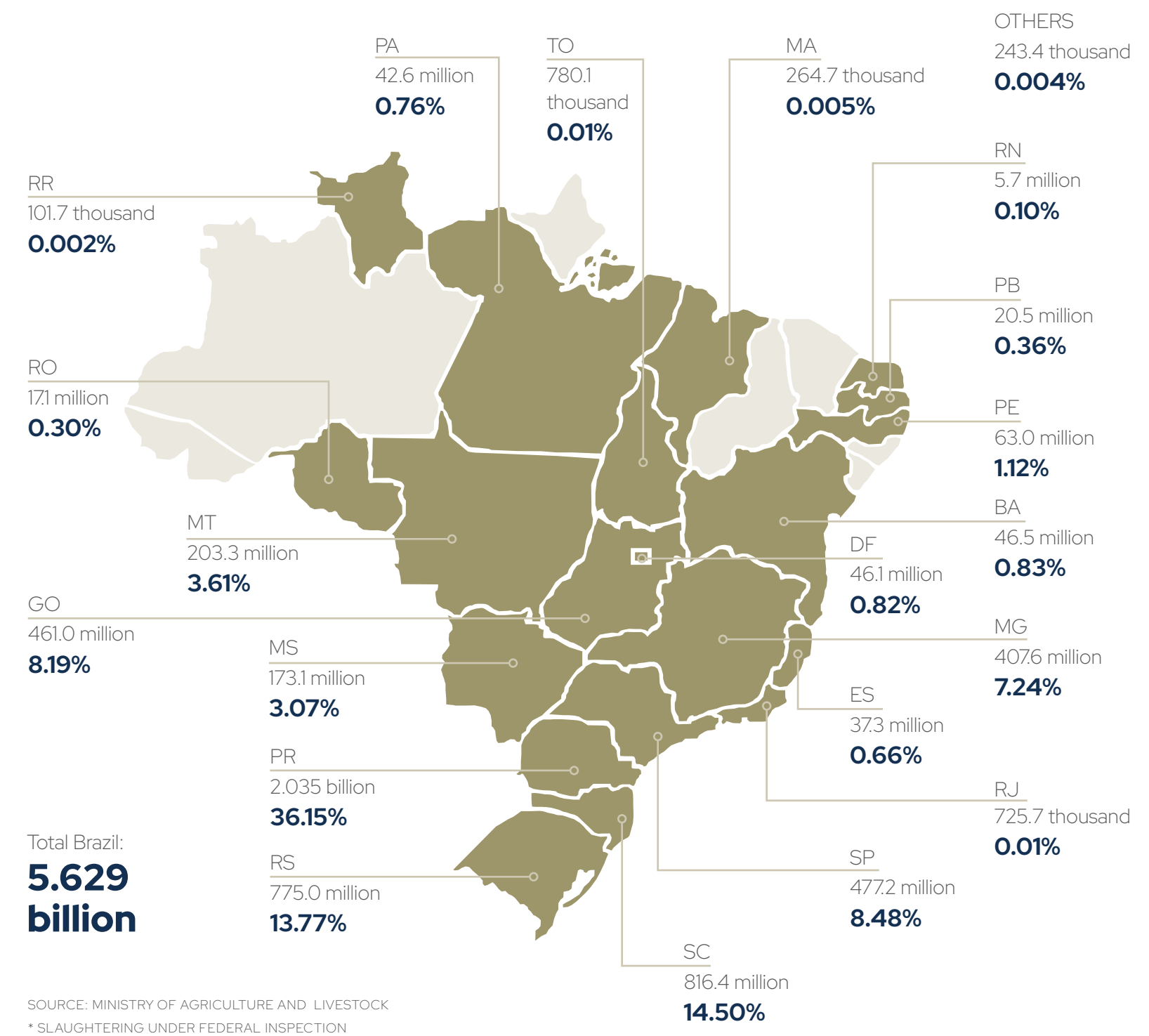
SOURCE: ABPA

**Brazilian chicken meat production**  
(1,000 mt)



SOURCE: ABPA

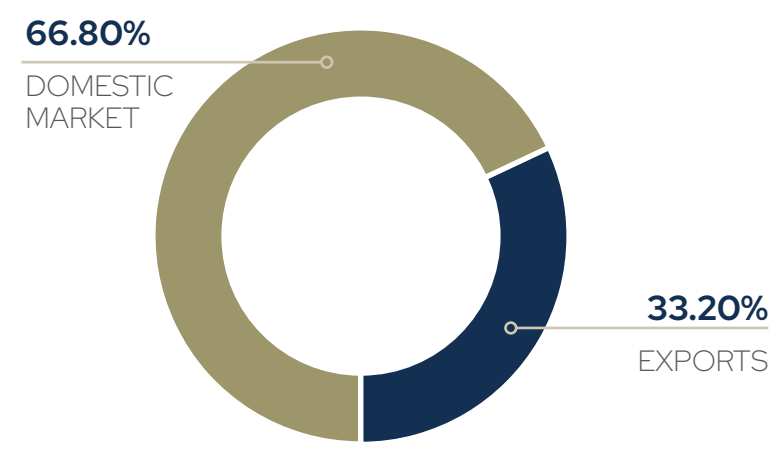
**Chicken slaughtering**  
by federal unit in 2022 (heads)



SOURCE: MINISTRY OF AGRICULTURE AND LIVESTOCK  
\* SLAUGHTERING UNDER FEDERAL INSPECTION

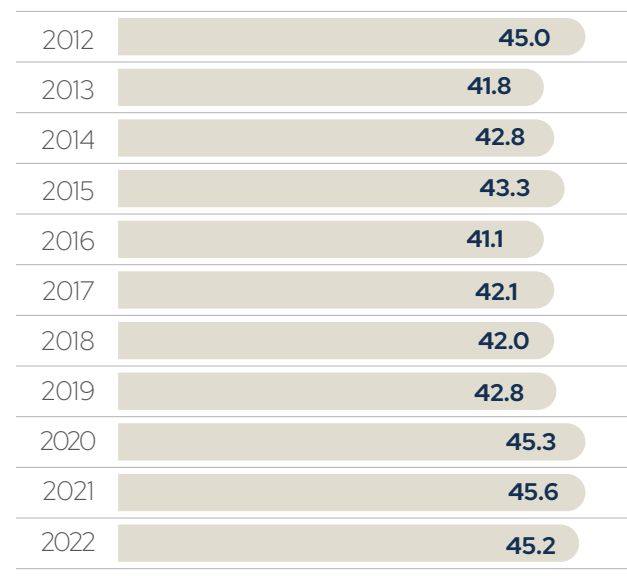


### Destination of Brazilian chicken meat production in 2022



SOURCE: SECEX/ABPA

### Chicken meat per capita consumption (kg per person)



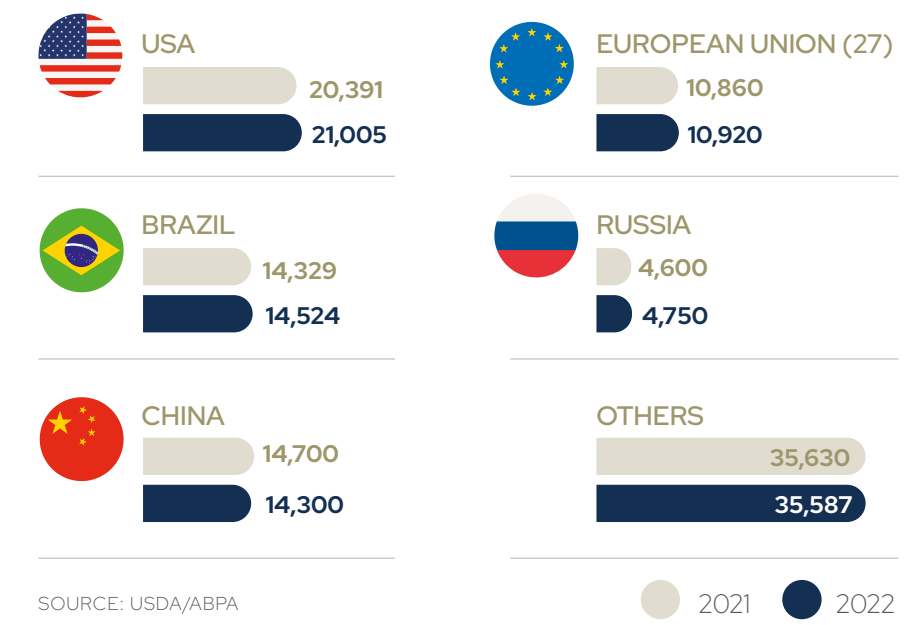
SOURCE: ABPA



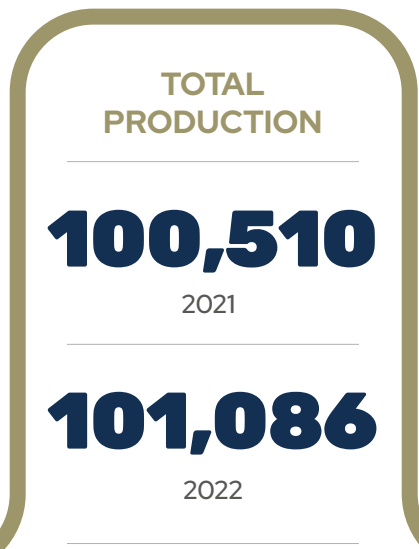
WORLD MARKET

### World chicken meat market (1,000 mt)

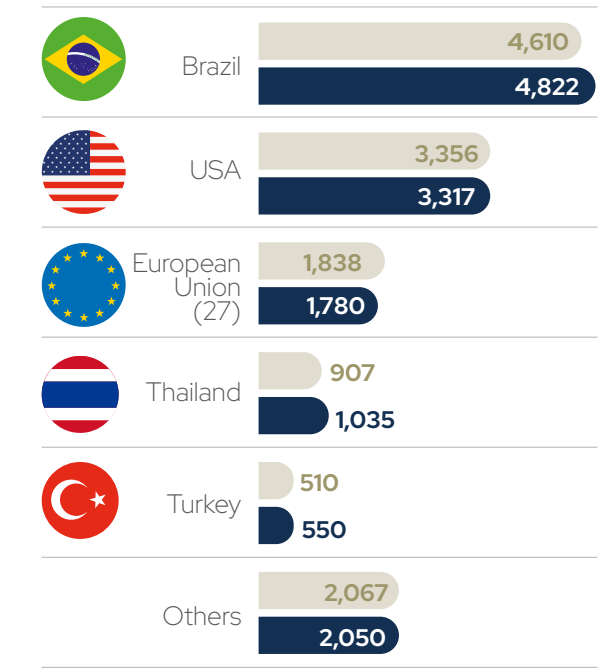
#### PRODUCTION



SOURCE: USDA/ABPA

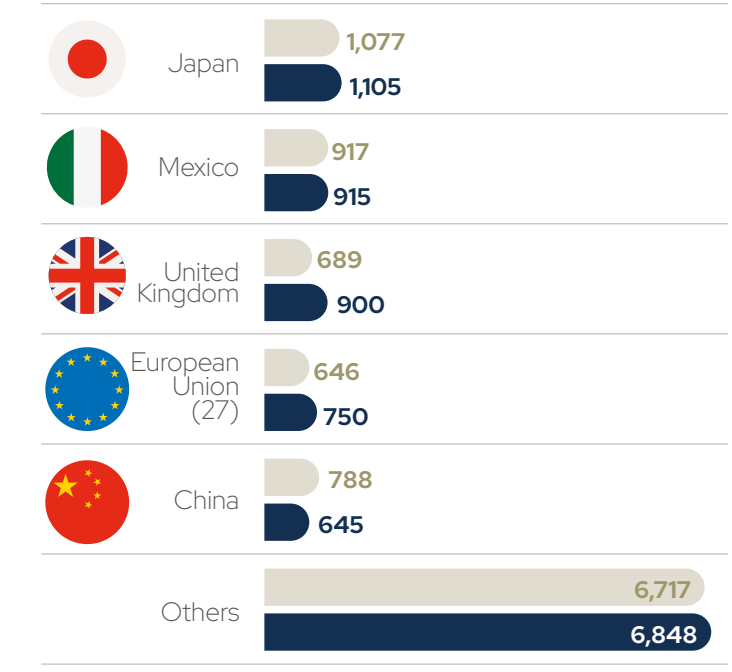


#### EXPORT



SOURCE: USDA/ABPA

#### IMPORT



SOURCE: USDA

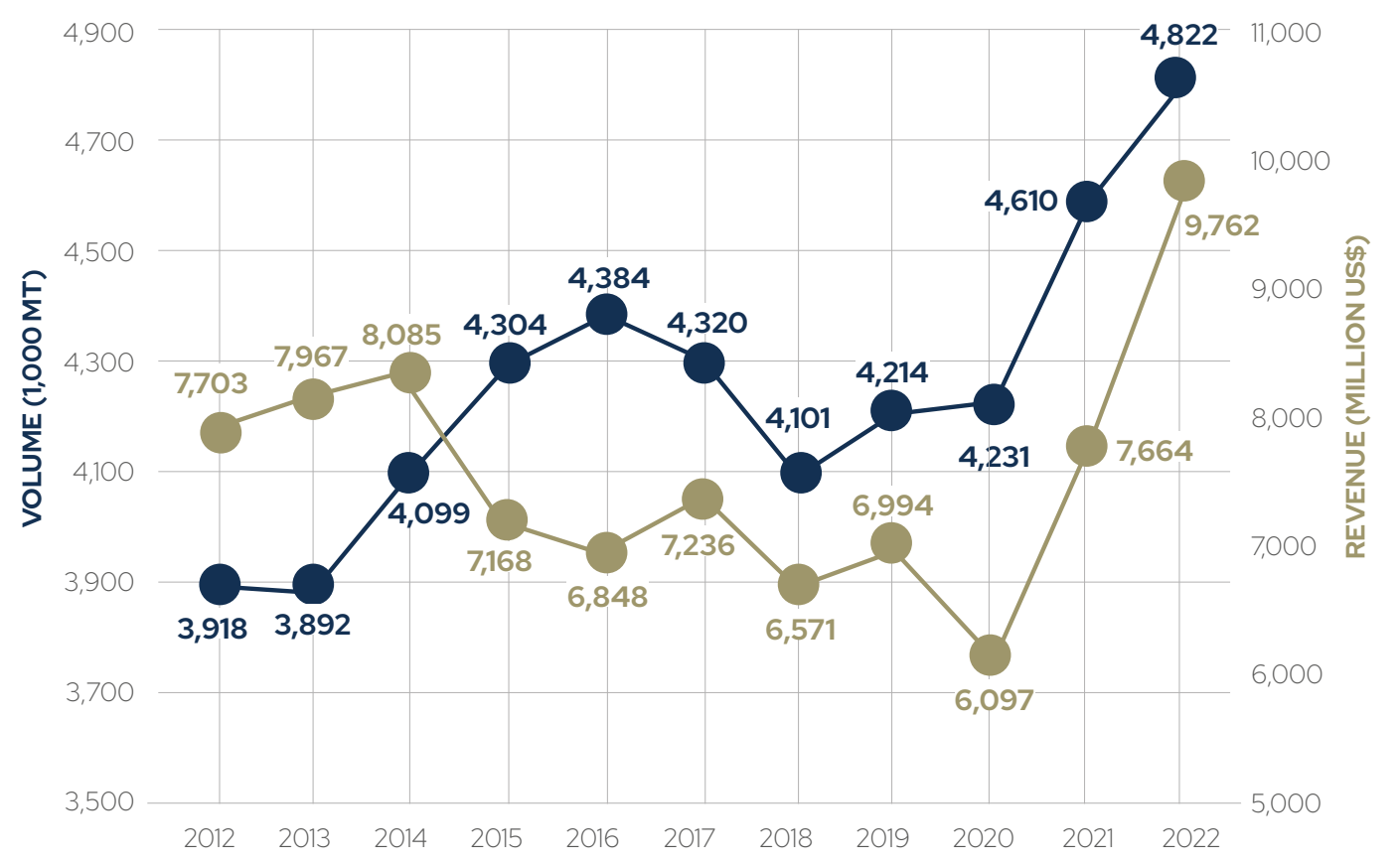




## BRAZILIAN EXPORTS

**Brazilian exports of chicken meat**  
(historical series)

NCM Codes of Chicken Meat: 020711.00, 020712.00, 020713.00, 020714.00, 0210.99.00, 0210.99.11, 1602.32.10, 1602.32.20, 1602.32.30, 1602.32.90



SOURCE: SECEX/ABPA

● Volume (1,000 mt)  
● Revenue (million US\$)



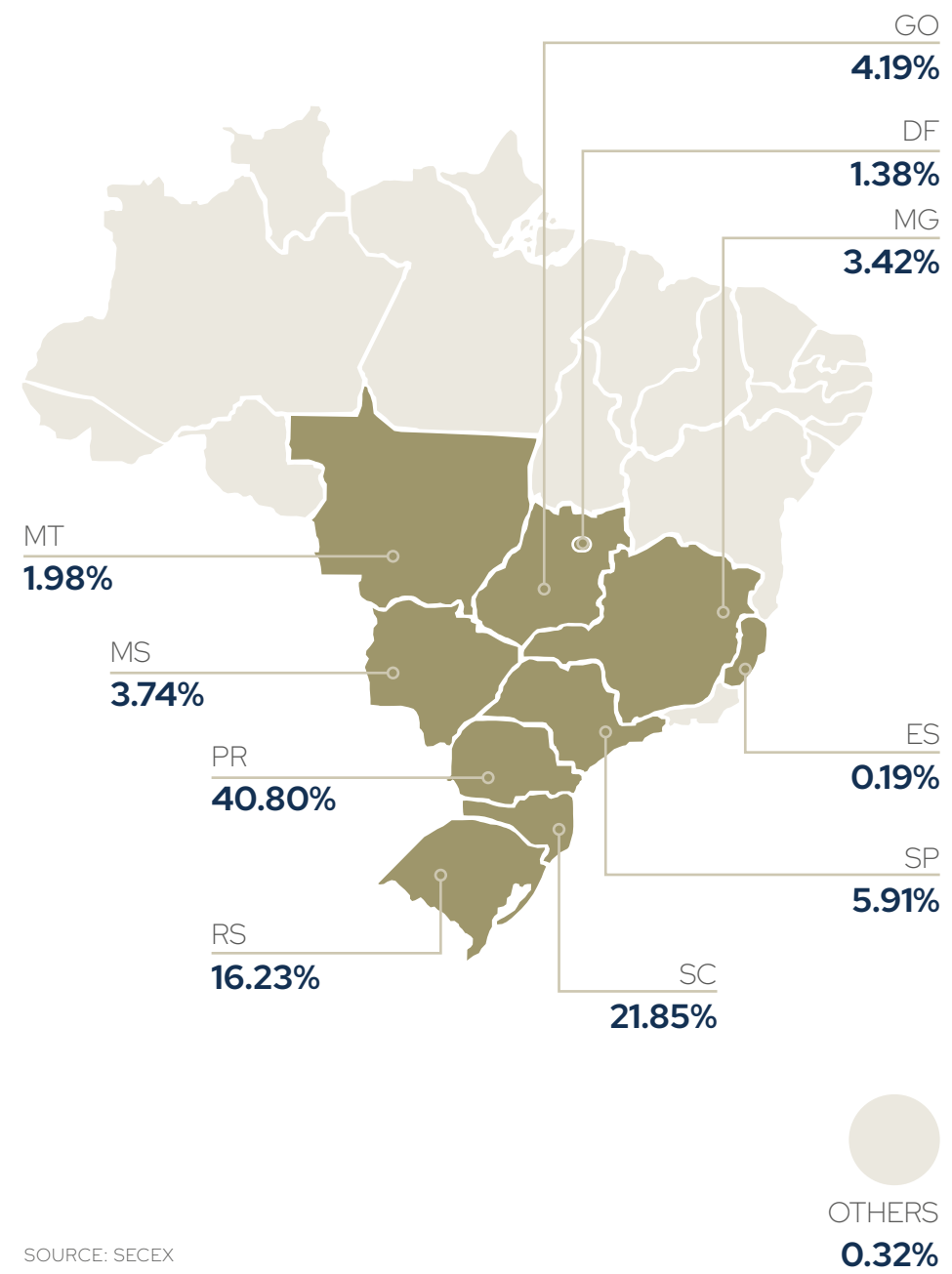
**Brazilian chicken meat exports 2021 x 2022 (mt)**

	WHOLE			CUTS			PROCESSED				SALTED			SAUSAGES AND SIMILAR PRODUCTS			TOTAL		
	2021	2022	VAR. (%)	2021	2022	VAR. (%)	2021	2022	VAR. (%)		2021	2022	VAR. (%)	2021	2022	VAR. (%)	2021	2022	VAR. (%)
<b>JAN</b>	75,363	72,103	(4.33)	190,551	241,942	26.97	6,896	9,424	36.67		10,024	16,249	62.11	8,808	9,431	7.08	291,642	349,150	19.72
<b>FEB</b>	86,488	84,745	(2.02)	234,034	251,722	7.56	8,201	9,900	20.71		11,068	13,622	23.07	9,015	14,609	62.06	348,806	374,596	7.39
<b>MAR</b>	90,065	70,750	(21.45)	274,059	310,256	13.21	8,079	10,002	23.80		11,732	12,030	2.55	12,159	15,819	30.10	396,095	418,858	5.75
<b>APR</b>	87,710	89,543	2.09	272,461	293,131	7.59	8,821	10,922	23.81		16,223	12,918	(20.37)	10,562	11,762	11.36	395,777	418,276	5.68
<b>MAY</b>	99,029	92,272	(6.82)	281,074	304,095	8.19	10,071	9,052	(10.12)		12,378	13,094	5.78	11,762	11,175	(4.99)	414,314	429,687	3.71
<b>JUN</b>	88,473	94,990	7.37	271,753	298,037	9.67	7,492	10,351	38.17		17,706	15,301	(13.58)	12,034	13,836	14.97	397,458	432,515	8.82
<b>JUL</b>	92,962	83,143	(10.56)	295,115	288,217	(2.34)	9,131	9,086	(0.49)		14,821	12,655	(14.62)	12,401	12,237	(1.33)	424,430	405,337	(4.50)
<b>AUG</b>	79,972	90,997	13.78	266,739	302,419	13.38	8,610	10,673	23.95		13,549	18,709	38.09	11,025	15,083	36.80	379,896	437,880	15.26
<b>SEP</b>	86,702	90,063	3.88	297,159	268,501	(9.64)	9,401	8,843	(5.94)		12,680	16,364	29.05	12,562	16,263	29.46	418,504	400,033	(4.41)
<b>OCT</b>	90,441	82,781	(8.47)	267,279	274,418	2.67	10,175	9,920	(2.51)		16,182	14,103	(12.85)	13,026	12,791	(1.81)	397,103	394,013	(0.78)
<b>NOV</b>	75,679	82,576	9.11	225,167	256,931	14.11	8,447	7,921	(6.22)		13,580	14,218	4.70	11,918	14,027	17.70	334,791	375,674	12.21
<b>DEC</b>	89,183	84,290	(5.49)	289,536	265,711	(8.23)	8,189	8,957	9.38		10,538	12,187	15.65	13,580	15,219	12.07	411,026	386,365	(6.00)
<b>TOTAL</b>	<b>1,042,068</b>	<b>1,018,252</b>	<b>(2.29)</b>	<b>3,164,927</b>	<b>3,355,381</b>	<b>6.02</b>	<b>103,514</b>	<b>115,050</b>	<b>11.14</b>		<b>160,480</b>	<b>171,449</b>	<b>6.84</b>	<b>138,852</b>	<b>162,252</b>	<b>16.85</b>	<b>4,609,841</b>	<b>4,822,384</b>	<b>4.61</b>

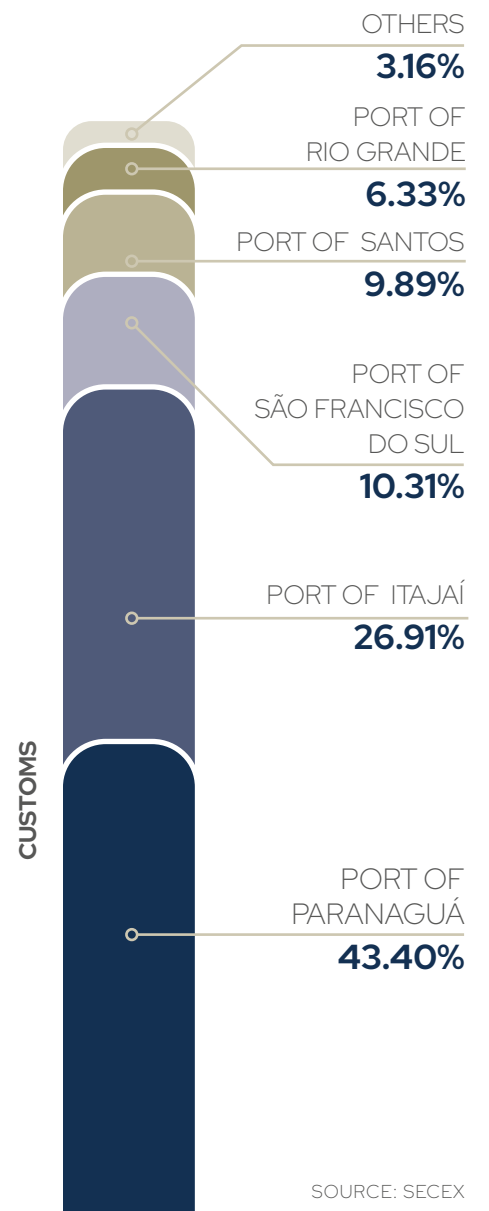
SOURCE: SECEX



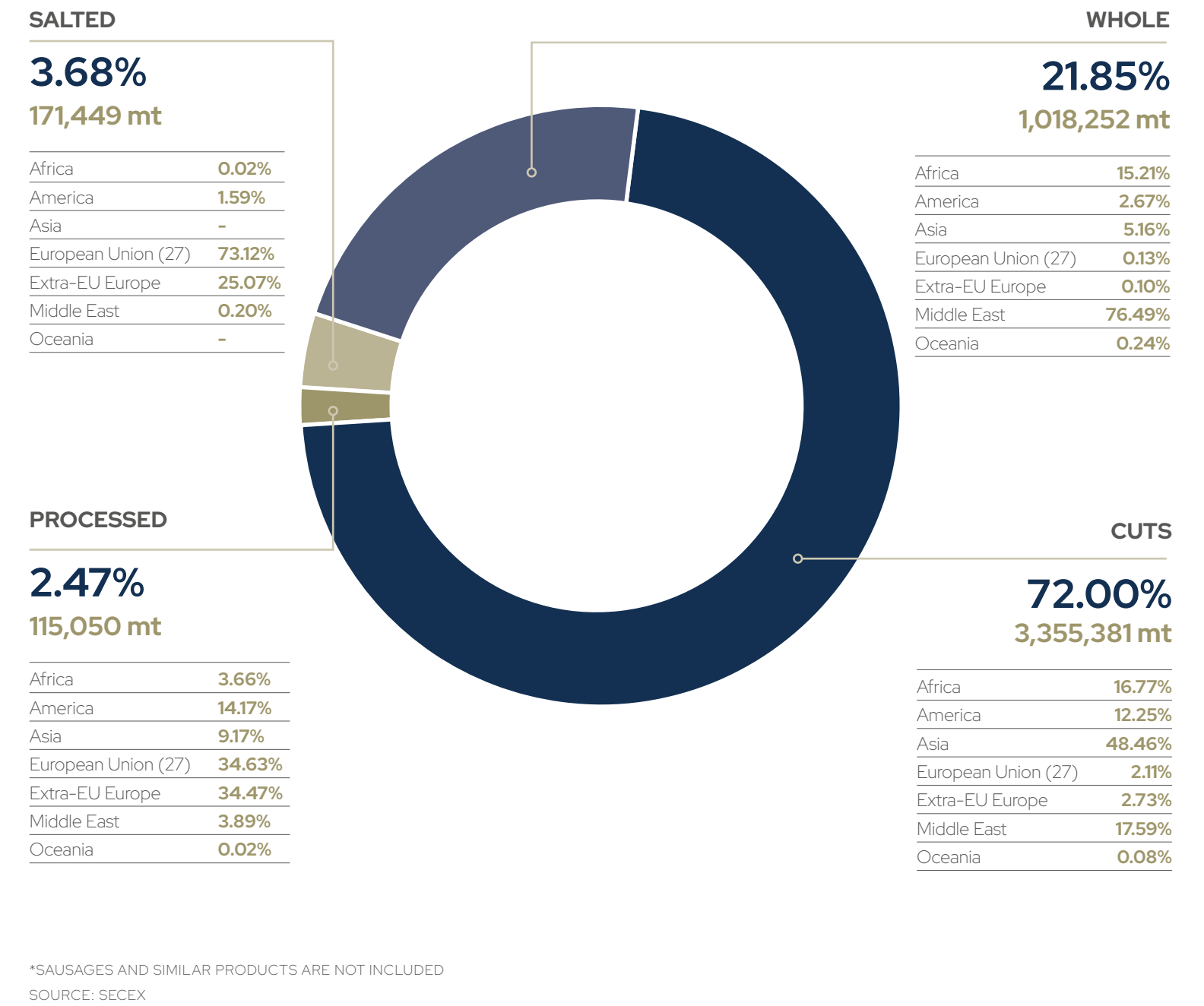
### Brazilian chicken meat exports by federal unit in 2022



### Brazilian chicken meat exports by customs in 2022

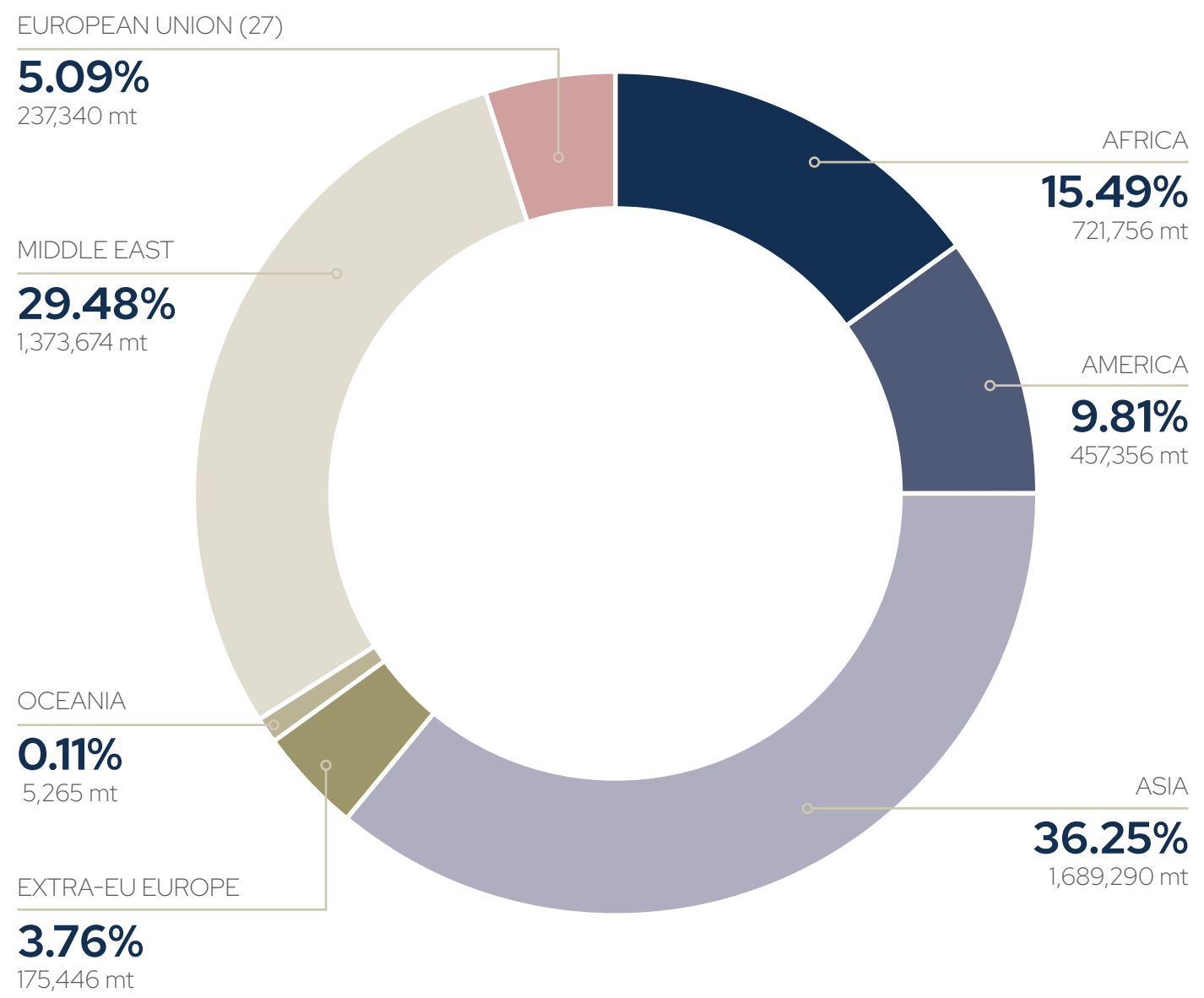


### Brazilian chicken meat exports by product and share by region in 2022





**Share by region and importing countries of Brazilian chicken meat in 2022**



SOURCE: SECEX

**AFRICA**

- Angola
- Benin
- Botswana
- Cameroon
- Cape Green
- Central African Rep.
- Chad
- Comoros Islands
- Congo
- Dem. Rep. of Congo
- Djibouti
- Egypt
- Equatorial Guinea
- Ethiopia
- Gabon
- Gambia
- Ghana
- Guinea
- Guinea Bissau
- Ivory Coast
- Kenya
- Liberia
- Libya
- Malawi
- Mauricio Islands
- Mauritania
- Mayotte islands
- Morocco
- Mozambique
- Namibia
- Niger
- Reunion Island

**AMERICA**

- Anguilla
- Antigua and Barbuda
- Argentina
- Aruba
- Bahamas
- Barbados
- Belize
- Bermuda
- Bolivia
- Bonaire, Saint Eustatius and Saba
- British Virgin Islands
- Canada
- Cayman Islands
- Chile
- Cuba

**ASIA**

- Armenia
- Cambodia
- China
- East Timor
- Hong Kong
- India
- Japan
- Malaysia
- Maldives
- Myanmar
- Philippines
- Singapore

**EXTRA-EU EUROPE**

- Albania
- Gibraltar
- Isle of Man
- Macedonia
- Moldavia
- Montenegro
- Norway
- Russia
- Serbia
- Switzerland
- Ukraine
- United Kingdom

**OCEANIA**

- American Samoa
- Kiribati
- Marshall Islands
- New Caledonia
- Samoa
- Tonga

**MIDDLE EAST**

- Bahrain
- Georgia
- Iran
- Iraq
- Israel
- Jordan
- Kuwait
- Lebanon
- Oman
- Qatar
- Saudi Arabia
- Syria
- Turkey
- United Arab Emirates
- Yemen

**EUROPEAN UNION (27)**

- Belgium
- Bulgaria
- Cyprus
- Denmark
- France
- Germany
- Greece
- Ireland
- Italy
- Malta
- Netherlands
- Portugal
- Romania
- Spain

SOURCE: SECEX





**Main destinations of Brazilian chicken meat exports (mt)**

	DESTINATION	TOTAL				WHOLE			CUTS			PROCESSED			SALTED		
		2021	2022	SHARE (%)	VAR. (%)	2021	2022	VAR. (%)	2021	2022	VAR. (%)	2021	2022	VAR. (%)	2021	2022	VAR. (%)
1°	CHINA	640,470	540,555	11.60	(15.60)	114	29	(74.46)	640,355	540,526	(15.59)	0.06	0.02	(62.07)	-	0.03	-
2°	UNITED ARAB EMIRATES	389,500	444,983	9.55	14.24	203,678	245,469	20.52	185,174	198,772	7.34	647	553	(14.58)	-	189	-
3°	JAPAN	448,936	420,295	9.02	(6.38)	12,030	13,470	11.97	426,898	397,403	(6.91)	10,008	9,422	(5.85)	-	-	-
4°	SAUDI ARABIA	353,584	340,127	7.30	(3.81)	234,000	181,767	(22.32)	119,510	158,360	32.51	74	0.04	(99.95)	-	-	-
5°	SOUTH AFRICA	297,038	284,015	6.09	(4.38)	1,976	164	(91.68)	294,172	283,186	(3.73)	889	664	(25.33)	-	-	-
6°	PHILIPPINES	168,186	246,341	5.29	46.47	28	0.96	(96.60)	168,158	245,591	46.05	0.07	749	1,085,939	-	-	-
7°	EUROPEAN UNION (27)	193,280	237,340	5.09	22.80	723	1,291	78.48	47,354	70,851	49.62	33,333	39,838	19.51	111,869	125,361	-
8°	SOUTH KOREA	113,852	185,496	3.98	62.93	212	72	(66.08)	113,633	185,419	63.17	7.34	5.50	(25.06)	-	-	-
9°	SINGAPORE	101,529	150,937	3.24	48.66	18,781	27,065	44.11	82,630	123,697	49.70	118	175	47.86	0.01	0.04	-
10°	MEXICO	104,495	140,384	3.01	34.35	-	0.40	-	104,495	140,384	34.34	-	0.02	-	-	-	-
11°	KUWAIT	97,552	107,804	2.31	10.51	69,377	79,692	-	27,432	27,190	(0.88)	743	922	-	-	-	-
12°	QATAR	80,394	106,787	2.29	32.83	51,186	62,929	22.94	28,743	43,077	49.87	465	781	67.90	-	-	-
13°	ANGOLA	75,647	105,862	2.27	39.94	13,903	24,432	75.74	61,694	81,306	31.79	50	124	145.82	-	-	-
14°	CHILE	96,569	102,259	2.19	5.89	920	1,230	33.78	88,517	91,058	2.87	6,827	7,294	6.84	306	2,677	-
15°	UNITED KINGDOM	92,771	95,018	2.04	2.42	198	837	323.75	7,953	12,793	60.85	37,738	39,455	4.55	46,882	41,934	-

\*DOES NOT INCLUDE SAUSAGES AND SIMILAR PRODUCTS

SOURCE: SECEX




**Main destinations of Brazilian chicken meat exports (mt)**

	DESTINATION	TOTAL				WHOLE			CUTS			PROCESSED			SALTED			
		2021	2022	SHARE (%)	VAR. (%)	2021	2022	VAR. (%)	2021	2022	VAR. (%)	2021	2022	VAR. (%)	2021	2022	VAR. (%)	
16°	YEMEN	111,903	85,442	1.83	(23.65)		109,960	83,791	(23.80)	1,930	1,643	(14.86)	13	778	(37.78)	-	-	-
17°	LIBYA	86,841	76,452	1.64	(11.96)		61,313	44,641	(27.19)	25,368	31,791	25.32	160	20	(87.65)	-	-	-
18°	OMAN	83,525	72,710	1.56	(12.95)		59,209	53,919	(8.93)	24,101	18,610	(22.78)	215	181	(16.02)	-	-	-
19°	JORDAN	72,465	71,217	1.53	(1.72)		25,071	17,597	(29.81)	47,394	53,597	13.09	-	22	-	-	-	-
20°	VIETNAM	34,418	59,624	1.28	73.23		0.56	0.20	(64.29)	34,418	59,624	73.24	0.01	-	-	-	-	-
21°	IRAQ	44,525	54,890	1.18	23.28		14,861	18,536	24.73	28,822	34,734	20.51	841	1,620	-	-	-	-
22°	HONG KONG	95,337	50,234	1.08	(47.31)		5,772	2,383	(58.72)	89,563	47,851	(46.57)	1.06	1.01	(3.98)	-	0.06	-
23°	EGYPT	33,475	47,162	1.01	40.89		32,770	44,510	35.83	0.03	2,513	8,975,914	705	138	(80.39)	-	-	-
24°	PERU	45,675	39,096	0.84	(14.40)		8,841	7,879	(10.89)	36,705	31,201	(15.00)	128	16	(87.50)	-	-	-
25°	RUSSIA	105,920	38,486	0.83	(63.67)		-	0.12	-	105,920	38,485	(63.67)	-	-	-	-	-	-
	<b>SUBTOTAL</b>	<b>3,967,885</b>	<b>4,103,516</b>	<b>88.06</b>	<b>3.42</b>		<b>924,924</b>	<b>911,705</b>	<b>(1.43)</b>	<b>2,790,940</b>	<b>2,919,662</b>	<b>4.61</b>	<b>92,964</b>	<b>101,988</b>	<b>9.71</b>	<b>159,056</b>	<b>169,972</b>	<b>6.86</b>
	<b>OTHERS</b>	<b>503,105</b>	<b>556,616</b>	<b>11.94</b>	<b>10.64</b>		<b>117,144</b>	<b>106,547</b>	<b>(9.05)</b>	<b>373,987</b>	<b>435,718</b>	<b>16.51</b>	<b>10,550</b>	<b>13,062</b>	<b>23.82</b>	<b>1,424</b>	<b>1,478</b>	<b>3.79</b>
	<b>TOTAL*</b>	<b>4,470,990</b>	<b>4,660,132</b>	<b>100.00</b>	<b>4.23</b>		<b>1,042,068</b>	<b>1,018,252</b>	<b>(2.29)</b>	<b>3,164,927</b>	<b>3,355,381</b>	<b>6.02</b>	<b>103,514</b>	<b>115,050</b>	<b>11.14</b>	<b>160,480</b>	<b>171,449</b>	<b>6.84</b>

\*DOES NOT INCLUDE SAUSAGES AND SIMILAR PRODUCTS  
SOURCE: SECEX





TURKEY  
MEAT



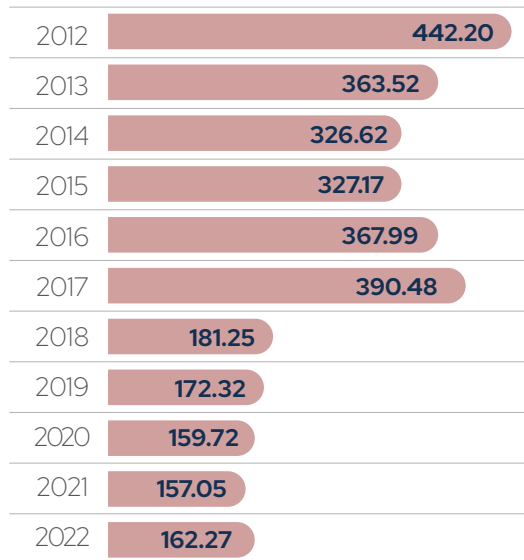




## BRAZILIAN PRODUCTION

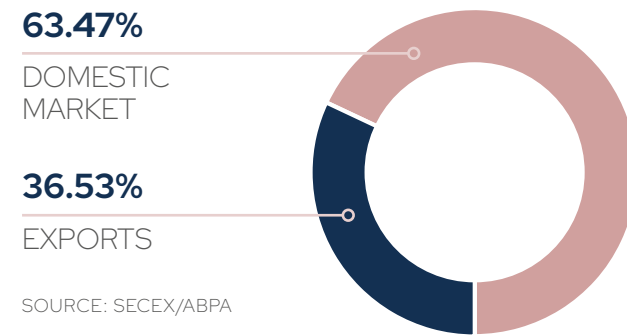
## BRAZILIAN EXPORTS

### Brazilian turkey meat production (1,000 mt)



SOURCE: ABPA

### Destination of Brazilian turkey meat production in 2022



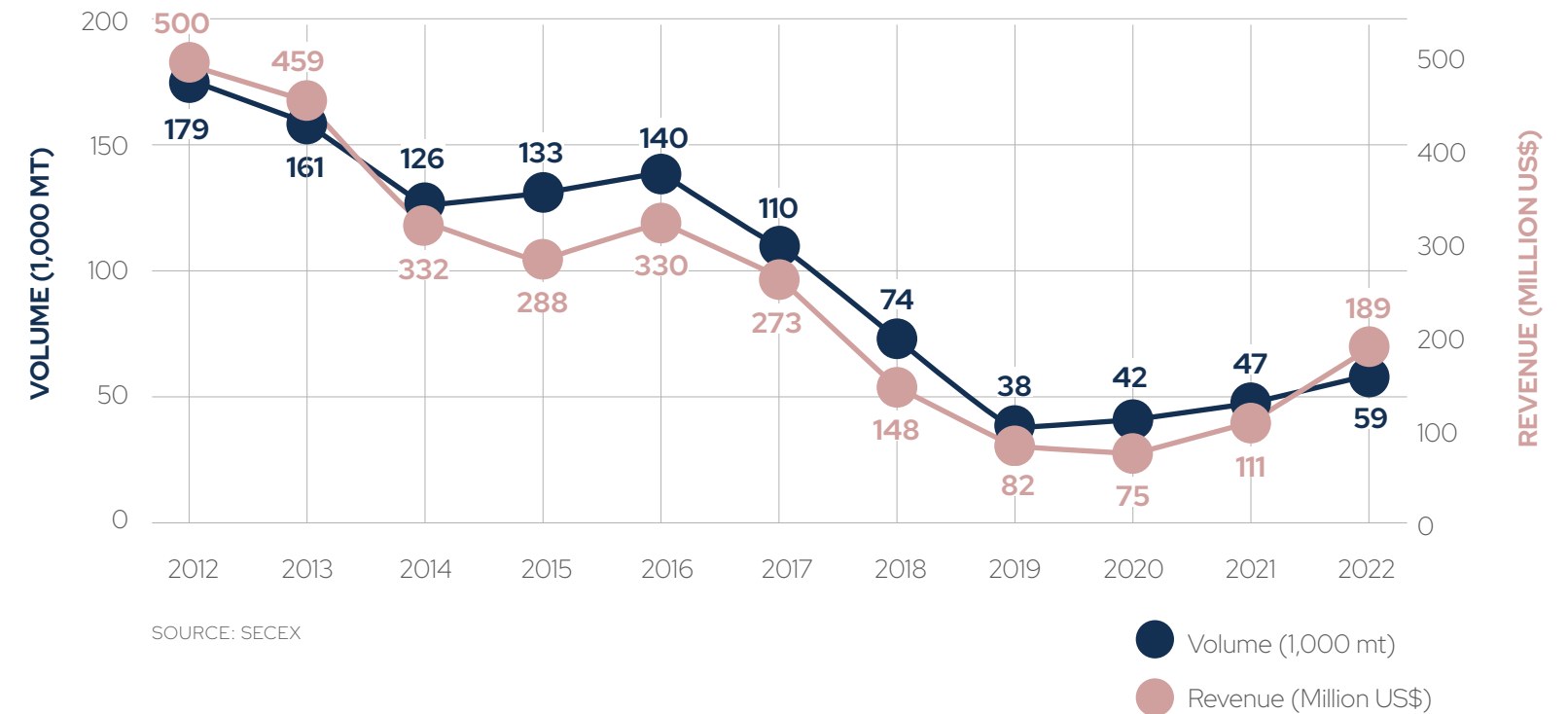
### Turkey meat per capita consumption (kg per person)



SOURCE: ABPA

### Brazilian exports of turkey meat (historical series)

NCM Codes of Turkey Meat:  
0207.24.00, 0207.25.00,  
0207.26.00, 0207.27.00, 1602.31.00



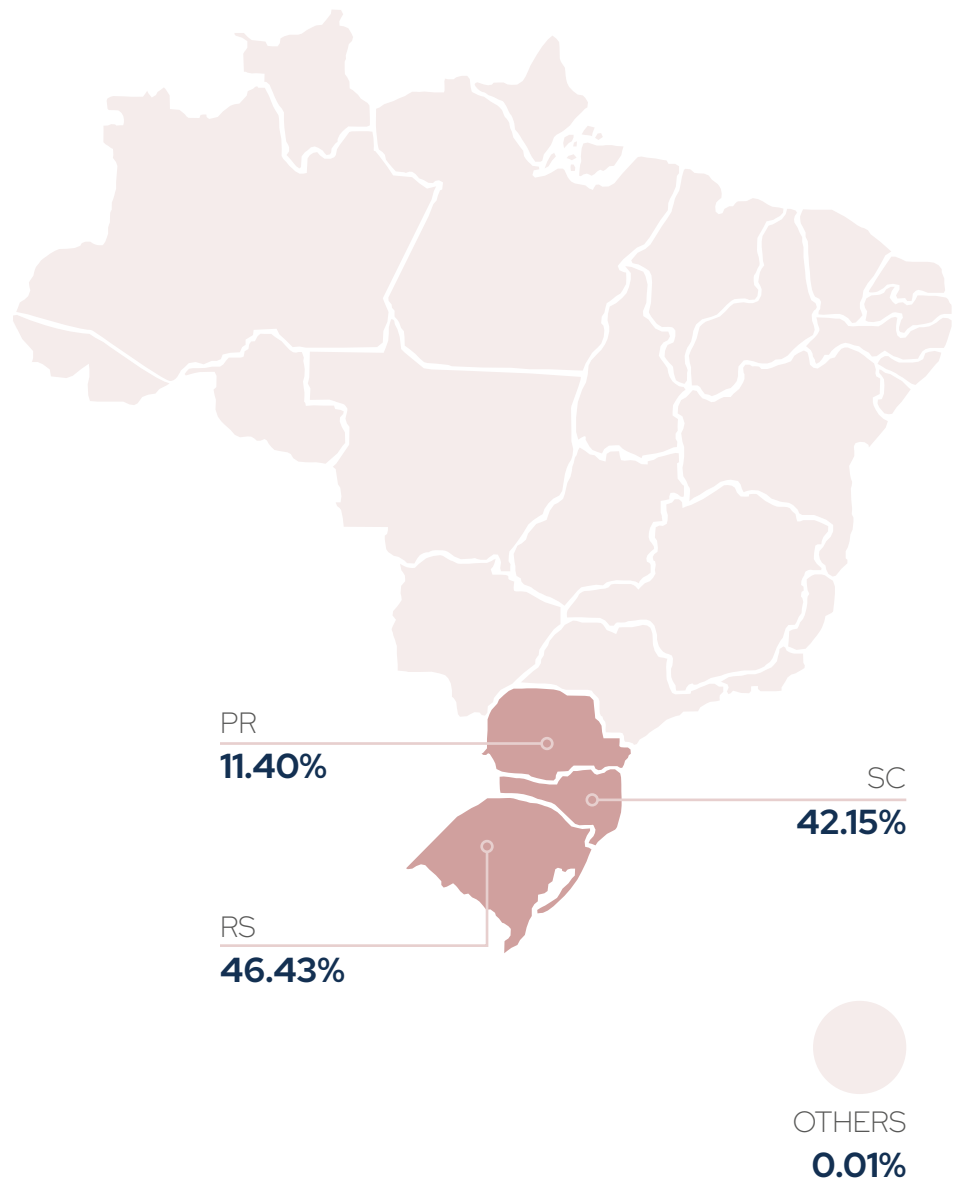
**Brazilian turkey meat exports 2021 x 2022 (mt)**

	WHOLE			CUTS				PROCESSED			TOTAL		
	2021	2022	VAR. (%)	2021	2022	VAR. (%)		2021	2022	VAR. (%)	2021	2022	VAR. (%)
<b>JAN</b>	0.79	1.42	79.52	2,631	3,447	31.00		220	35	(84.08)	2,852	3,483	22.12
<b>FEB</b>	2.28	1.83	(19.96)	3,156	2,993	(5.16)		378	28	(92.49)	3,536	3,024	(14.50)
<b>MAR</b>	0.28	0.52	83.33	2,801	3,689	31.67		838	43	(94.82)	3,639	3,732	2.56
<b>ABR</b>	48	0.16	(99.66)	2,290	4,227	84.61		761	27	(96.47)	3,098	4,254	37.29
<b>MAY</b>	25	0.34	(98.64)	2,876	4,300	49.51		421	49	(88.38)	3,322	4,349	30.92
<b>JUN</b>	0.24	0.43	76.54	2,882	6,511	125.92		318	106	(66.66)	3,200	6,617	106.80
<b>JUL</b>	0.52	0.26	(50.49)	3,172	5,463	72.25		623	87	(86.08)	3,795	5,550	46.26
<b>AUG</b>	123	21	(82.87)	4,005	4,905	22.45		267	406	51.89	4,396	5,332	21.29
<b>SEP</b>	66	23	(64.75)	4,501	5,452	21.14		362	629	73.68	4,929	6,105	23.85
<b>OCT</b>	20	39	97.49	3,970	5,488	38.24		386	698	80.85	4,375	6,225	42.26
<b>NOV</b>	59	11	(80.91)	4,689	6,962	48.46		845	131	(84.47)	5,593	7,104	27.02
<b>DEC</b>	1.86	27	1,335.13	4,555	3,424	(24.83)		84	47	(44.31)	4,640	3,497	(24.64)
<b>TOTAL</b>	<b>348</b>	<b>126</b>	<b>(63.75)</b>	<b>41,527</b>	<b>56,859</b>	<b>36.92</b>		<b>5,502</b>	<b>2,286</b>	<b>(58.44)</b>	<b>47,377</b>	<b>59,271</b>	<b>25.11</b>

SOURCE: SECEX

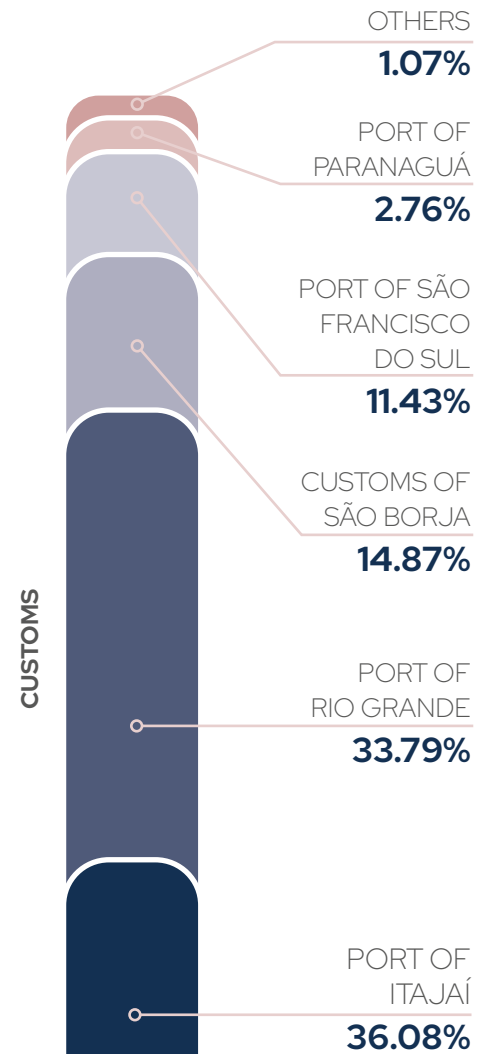


### Brazilian turkey meat exports by federal unit in 2022



SOURCE: SECEX

### Brazilian turkey meat exports by customs in 2022



SOURCE: SECEX

### Brazilian turkey meat exports by product and share by region in 2022

#### PROCESSED

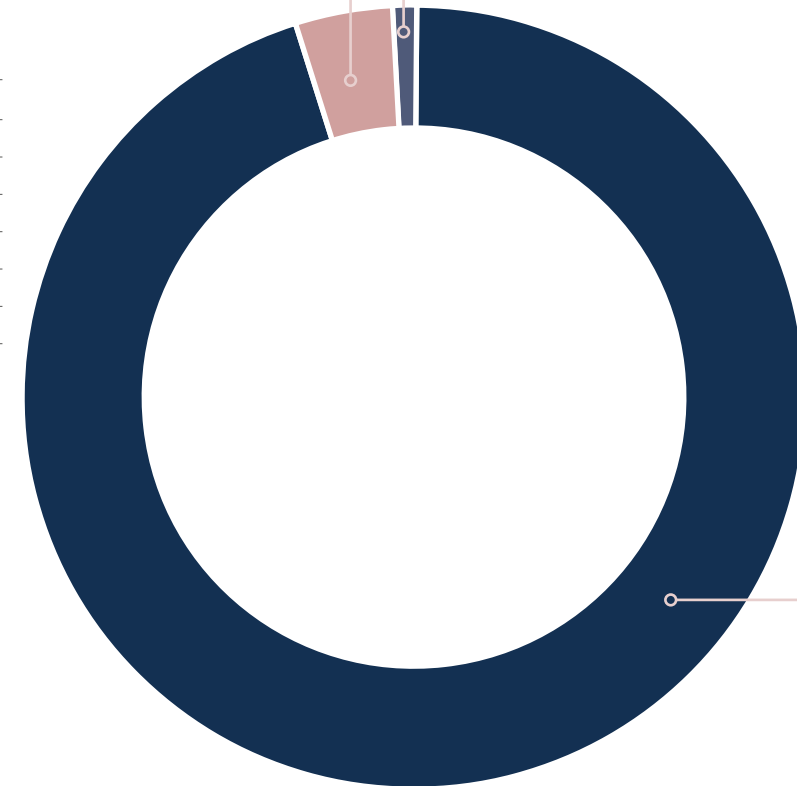
**3.86%**  
2,286 mt

Africa	30.43%
America	67.04%
Asia	2.50%
European Union (27)	0.01%
Extra-EU Europe	0.003%
Middle East	0.002%
Oceania	0.01%

#### WHOLE

**0.21%**  
126 mt

Africa	28.45%
America	1.08%
Asia	49.51%
European Union (27)	1.08%
Extra-EU Europe	0.17%
Middle East	18.57%
Oceania	1.07%



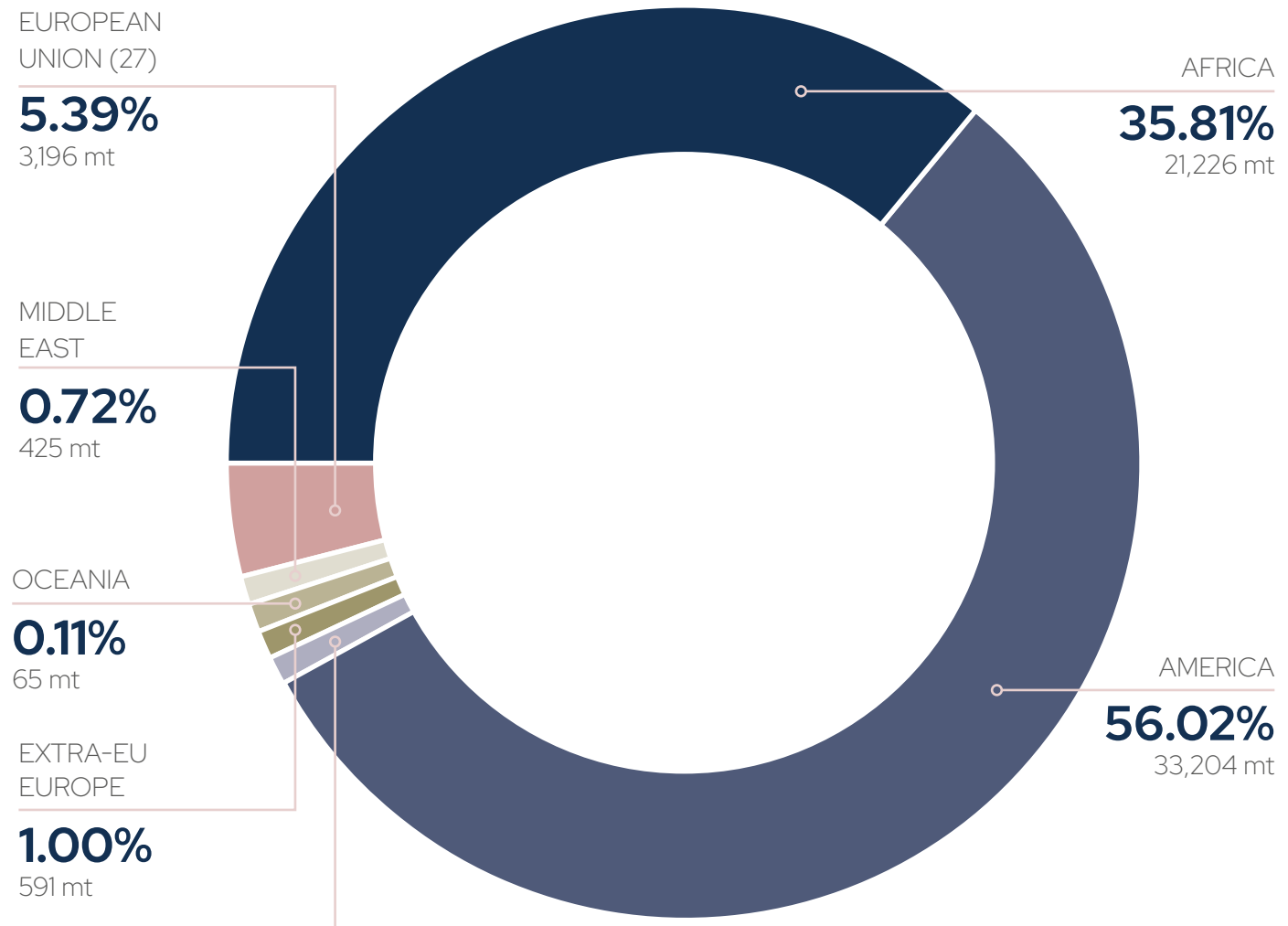
#### CUTS

**95.93%**  
56,859 mt

Africa	36.04%
America	55.70%
Asia	0.78%
European Union (27)	5.62%
Extra-EU Europe	1.04%
Middle East	0.71%
Oceania	0.11%

SOURCE: SECEX

**Share by region and importing countries of Brazilian turkey meat in 2022**



SOURCE: SECEX

**AFRICA**

- Angola
- Benin
- Cameroon
- Central African Rep.
- Congo
- Dem. Rep. of Congo
- Equatorial Guinea
- Gabon
- Ghana
- Guinea
- Ivory Coast
- Liberia
- Mauricio Islands
- Mozambique
- Seychelles
- South Africa
- Tanzania
- Togo
- Tunisia

**AMERICA**

- Anguilla
- Antigua and Barbuda
- Argentina
- Bahamas
- Barbados
- Belize
- Bermuda
- Bonaire, Saint Eustatius and Saba
- British Virgin Islands
- Cayman Islands
- Chile
- Cuba
- Curacao
- Dominica
- Dominican Rep.
- Grenade
- Haiti
- Mexico

- Montserrat
- Panama
- Paraguay
- Peru
- Saint Kitts and Nevis
- St Maarten
- Turks and Caicos Islands
- Uruguay

**ASIA**

- Azerbaijan
- China
- Hong Kong
- India
- Japan
- Philippines
- Singapore
- Thailand

**EXTRA-EU EUROPE**

- Moldavia
- Norway
- Switzerland
- United Kingdom

**OCEANIA**

- Marshall Islands
- Palau
- Tonga

**MIDDLE EAST**

- Bahrain
- Iraq
- Kuwait
- Qatar
- Saudi Arabia
- United Arab Emirates

**EUROPEAN UNION (27)**

- Belgium
- Cyprus
- Denmark
- Greece
- Malta
- Netherlands
- Portugal

SOURCE: SECEX





**Main destinations of Brazilian turkey meat exports (mt)**

	DESTINATION	TOTAL				WHOLE			CUTS			PROCESSED		
		2021	2022	SHARE (%)	VAR. (%)	2021	2022	VAR. (%)	2021	2022	VAR. (%)	2021	2022	VAR. (%)
1°	MEXICO	4,530	16,676	28.14	268.12	-	-	-	4,530	16,676	268.12	-	-	-
2°	SOUTH AFRICA	8,499	9,381	15.83	10.38	-	0.07	-	8,216	8,733	6.29	283	648	129.30
3°	CHILE	7,171	8,284	13.98	15.52	0.02	-	-	6,846	7,558	10.40	325	726	123.25
4°	PERU	3,898	4,796	8.09	23.03	-	-	-	3,898	4,796	23.03	-	-	-
5°	EUROPEAN UNION (27)	8,237	3,196	5.39	(61.20)	1.49	1.36	(8.79)	4,808	3,194	(33.56)	3,428	0.30	(99.99)
6°	ANGOLA	2,497	3,081	5.20	23.39	53	30	(43.33)	2,436	3,024	24.15	798	27	234.65
7°	BENIN	559	2,539	4.28	354.48	-	1.86	-	559	2,537	354.15	-	-	-
8°	EQUATORIAL GUINEA	935	2,162	3.65	131.14	-	-	-	935	2,160	131.04	0.47	2.00	324.68
9°	CONGO	1,657	1,664	2.81	0.42	-	-	-	1,656	1,664	0.48	1.01	0.03	(97.04)
10°	DOMINICAN REP.	59	1,389	2.34	2,256.23	-	-	-	34	1,389	3,985.85	25	-	-
11°	GABON	1,032	826	1.39	(19.96)	-	0.03	-	1,032	826	(19.96)	-	-	-
12°	GHANA	1,464	723	1.22	(50.59)	2.46	2.50	1.67	1,461	721	(50.67)	-	-	-
13°	ARGENTINA	745	541	0.91	(27.42)	-	-	-	198	88	(55.88)	547	453	(17.10)
14°	SWITZERLAND	536	515	0.87	(3.92)	0.02	-	-	536	515	(3.92)	-	-	-
15°	BAHAMAS	445	396	0.67	(11.14)	0.23	0.42	84.44	418	372	(10.99)	27	23	(14.31)

SOURCE: SECEX

**Main destinations of Brazilian turkey meat exports (mt)**

	DESTINATION	TOTAL					WHOLE			CUTS			PROCESSED		
		2021	2022	SHARE (%)	VAR. (%)		2021	2022	VAR. (%)	2021	2022	VAR. (%)	2021	2022	VAR. (%)
16°	MOZAMBIQUE	248	334	0.56	35.04		-	-	-	248	325	31.41	-	9.00	-
17°	AZERBAIJAN	249	224	0.38	(10.08)		-	-	-	249	224	(10.08)	-	-	-
18°	GRENADE	394	223	0.38	(43.58)		-	-	-	392	220	(43.86)	1.99	2.24	12.36
19°	IRAQ	111	220	0.37	98.20		-	-	-	111	220	98.20	-	-	-
20°	URUGUAY	364	197	0.33	(45.75)		-	-	-	220	68	(68.94)	144	129	(10.23)
21°	SINGAPORE	54	168	0.28	212.46		0.57	29	5,064.08	53	138	160.89	0.11	0.08	(22.86)
22°	HAITI	255	157	0.26	(38.50)		-	-	-	255	157	(38.50)	-	-	-
23°	PARAGUAY	154	153	0.26	(0.79)		-	-	-	-	-	-	154	153	(0.79)
24°	CUBA	412	139	0.24	(66.11)		-	-	-	161	136	(15.21)	251	3.16	(98.74)
25°	HONG KONG	120	137	0.23	14.33		0.66	0.15	(76.64)	40	79	98.33	79	57	(27.62)
	<b>SUBTOTAL</b>	<b>44,624</b>	<b>58,121</b>	<b>98.06</b>	<b>30.24</b>		<b>59</b>	<b>66</b>	<b>12.28</b>	<b>39,293</b>	<b>55,822</b>	<b>42.07</b>	<b>5,273</b>	<b>2,233</b>	<b>(57.66)</b>
	<b>OTHERS</b>	<b>2,752</b>	<b>1,150</b>	<b>1.94</b>	<b>(58.20)</b>		<b>289</b>	<b>60</b>	<b>(79.16)</b>	<b>2,234</b>	<b>1,037</b>	<b>(53.60)</b>	<b>229</b>	<b>54</b>	<b>(76.58)</b>
	<b>TOTAL</b>	<b>47,377</b>	<b>59,271</b>	<b>100.00</b>	<b>25.11</b>		<b>348</b>	<b>126</b>	<b>(63.75)</b>	<b>41,527</b>	<b>56,859</b>	<b>36.92</b>	<b>5,502</b>	<b>2,286</b>	<b>(58.44)</b>

SOURCE: SECEX

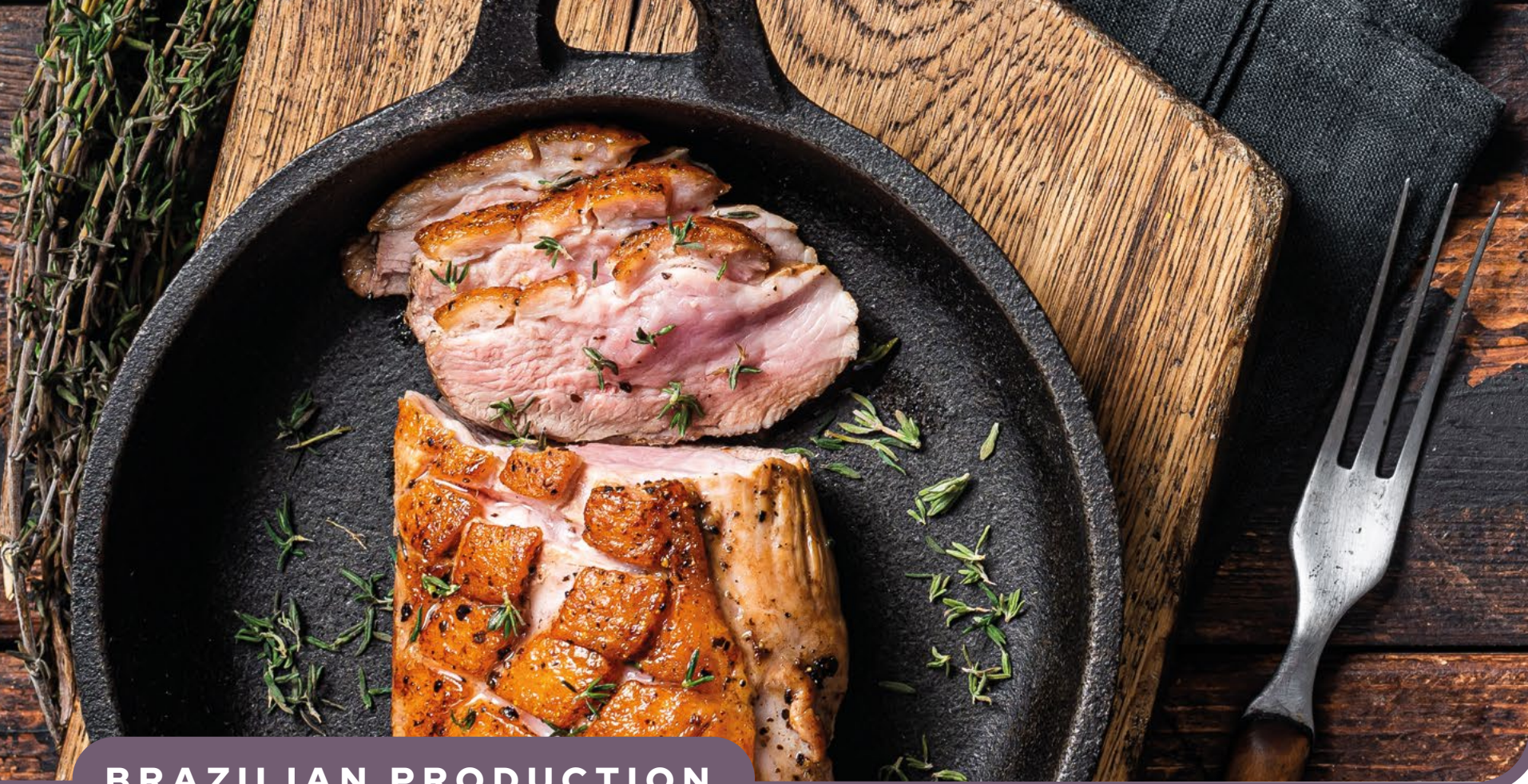




DUCK  
AND OTHER  
POULTRY  
MEAT








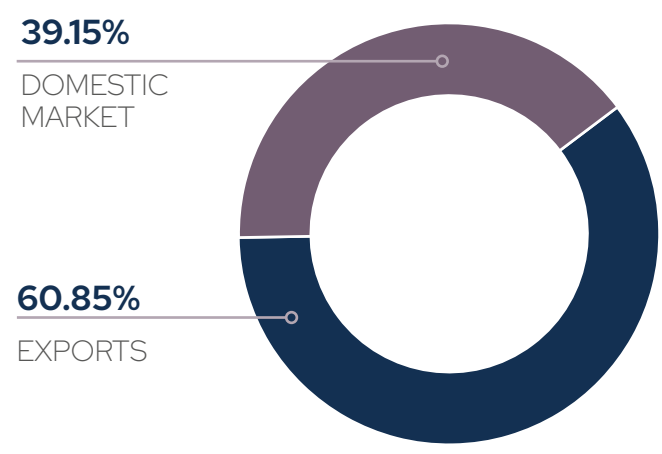
## BRAZILIAN PRODUCTION

**Brazilian duck meat production (mt)**



SOURCE: ABPA

**Destination of Brazilian duck meat production in 2022**

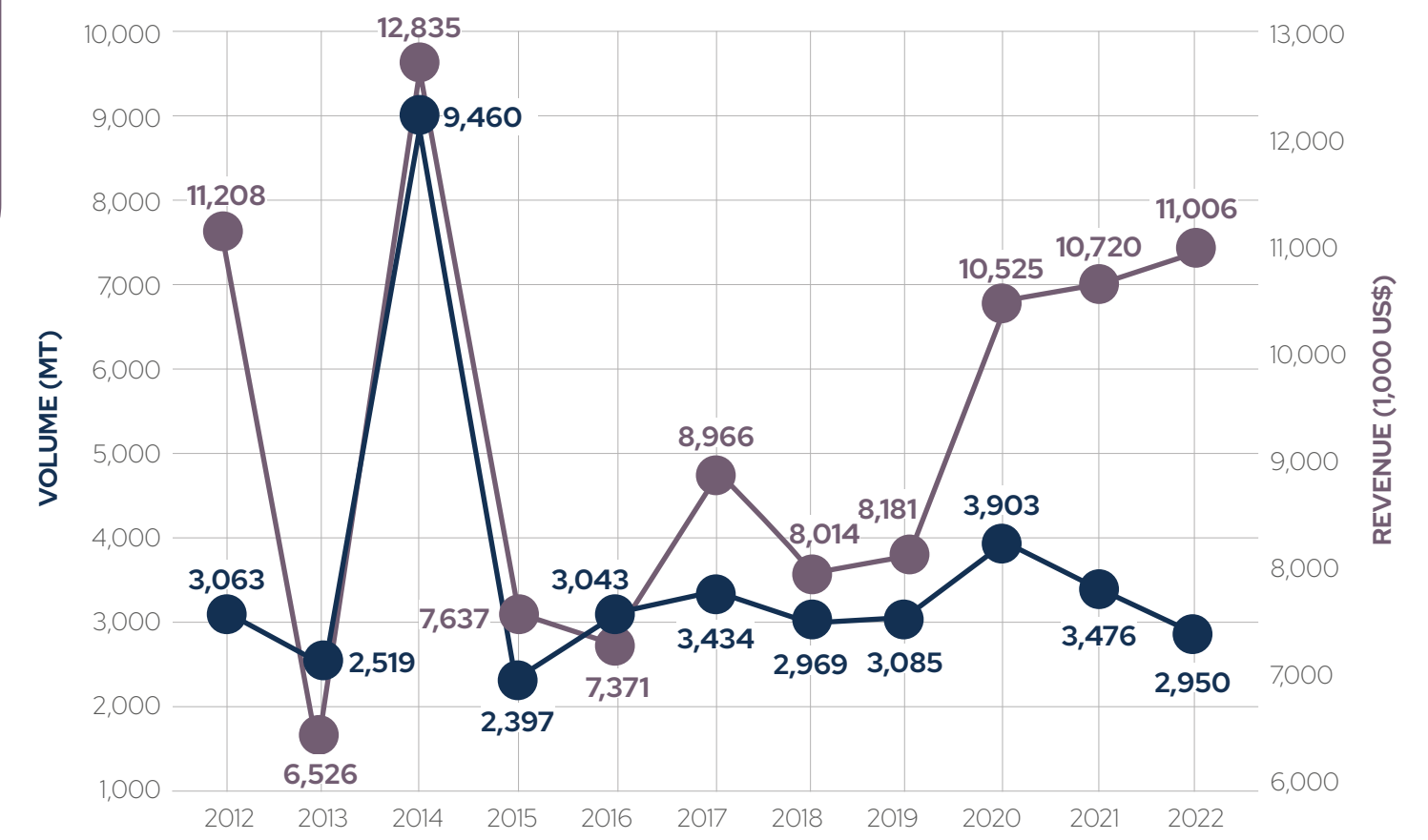


SOURCE: SECEX/ABPA

## BRAZILIAN EXPORTS

**Brazilian exports of duck and other poultry meat (historical series)**

NCM Codes of Duck and Other Poultry Meat: 020741.00, 020742.00, 020743.00, 020744.00, 020745.00, 020751.00, 020752.00, 020753.00, 020754.00, 020755.00, 1602.39.00



SOURCE: SECEX

● Volume (mt)  
● Revenue (1,000 US\$)



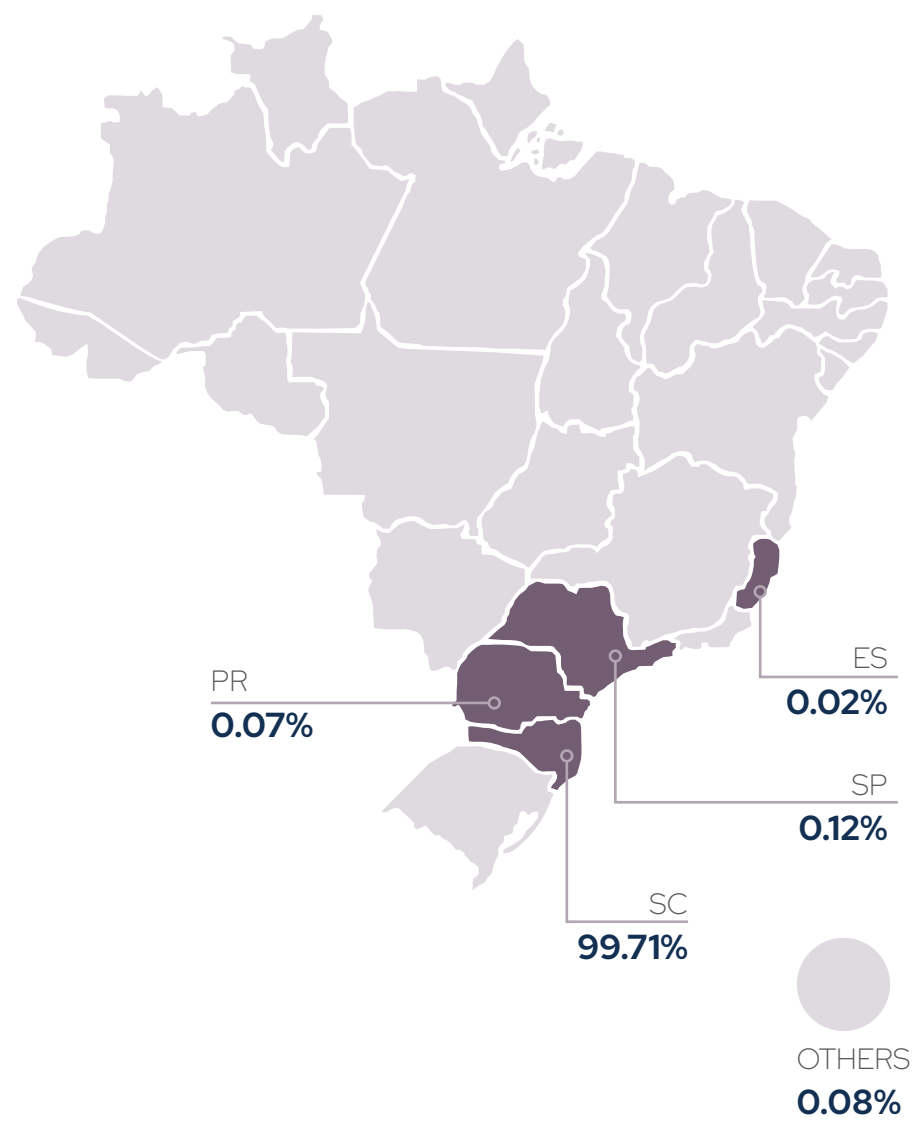

**Brazilian duck and other poultry meat exports 2021 x 2022 (mt)**

	WHOLE			CUTS				PROCESSED			TOTAL		
	2021	2022	VAR. (%)	2021	2022	VAR. (%)		2021	2022	VAR. (%)	2021	2022	VAR. (%)
<b>JAN</b>	193	230	19.21	3.28	3.86	17.70		0.04	0.13	250.00	196	234	19.23
<b>FEB</b>	158	286	81.09	0.11	2.80	2,401.79		0.14	0.06	(55.88)	158	289	82.61
<b>MAR</b>	259	269	3.95	7.22	5.14	(28.85)		0.22	0.12	(45.87)	266	274	3.02
<b>APR</b>	257	279	8.38	8.34	0.18	(97.89)		0.13	0.10	(24.62)	266	279	5.03
<b>MAY</b>	186	92	(50.67)	1.52	0.19	(87.19)		0.10	0.06	(35.79)	187	92	(50.95)
<b>JUN</b>	180	391	116.71	0.78	32.66	4,070.63		0.02	0.14	605.00	181	424	133.85
<b>JUL</b>	345	244	(29.32)	32	37	14.14		0.11	0.06	(50.44)	377	280	(25.61)
<b>AUG</b>	291	222	(23.76)	6.32	36	472.46		0.09	0.20	125.56	298	258	(13.18)
<b>SEP</b>	518	152	(70.59)	4.50	46	932.81		0.06	0.11	93.22	523	199	(61.95)
<b>OCT</b>	466	163	(64.91)	0.16	51	31,266.67		0.01	0.10	772.73	466	214	(53.99)
<b>NOV</b>	273	225	(17.54)	43	3.25	(92.46)		0.08	0.05	(29.87)	316	228	(27.77)
<b>DEC</b>	231	144	(37.76)	11	34	218.04		0.05	0.16	214.00	242	178	(26.40)
<b>TOTAL</b>	<b>3,357</b>	<b>2,697</b>	<b>(19.66)</b>	<b>118</b>	<b>252</b>	<b>113.34</b>		<b>1.04</b>	<b>1.29</b>	<b>24.49</b>	<b>3,476</b>	<b>2,950</b>	<b>(15.13)</b>

SOURCE: SECEX

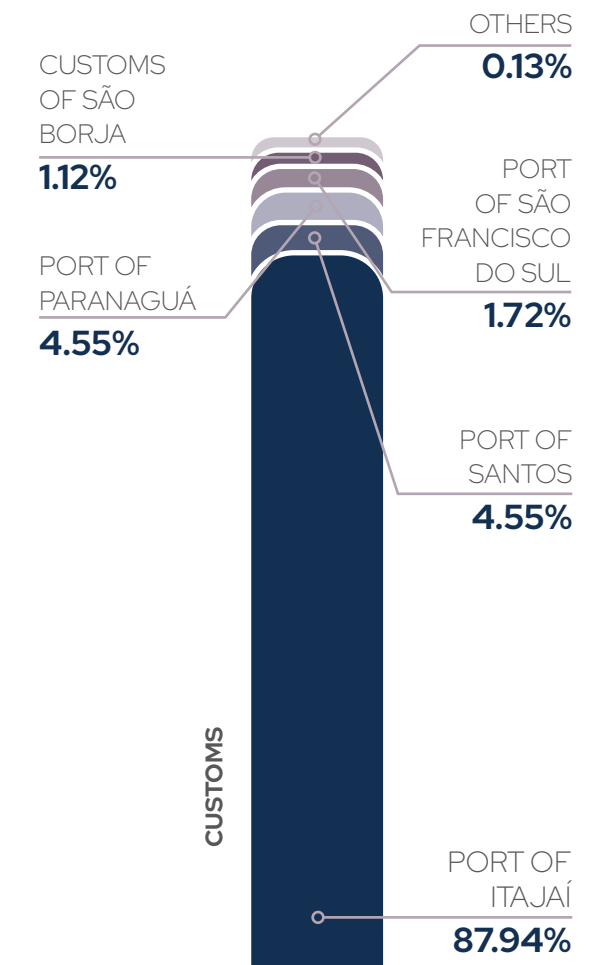


### Brazilian duck and other poultry meat exports by federal unit in 2022



SOURCE: SECEX

### Brazilian duck and other poultry exports by customs in 2022



SOURCE: SECEX

### Brazilian duck and other poultry meat exports by product and share by region in 2022

#### CUTS

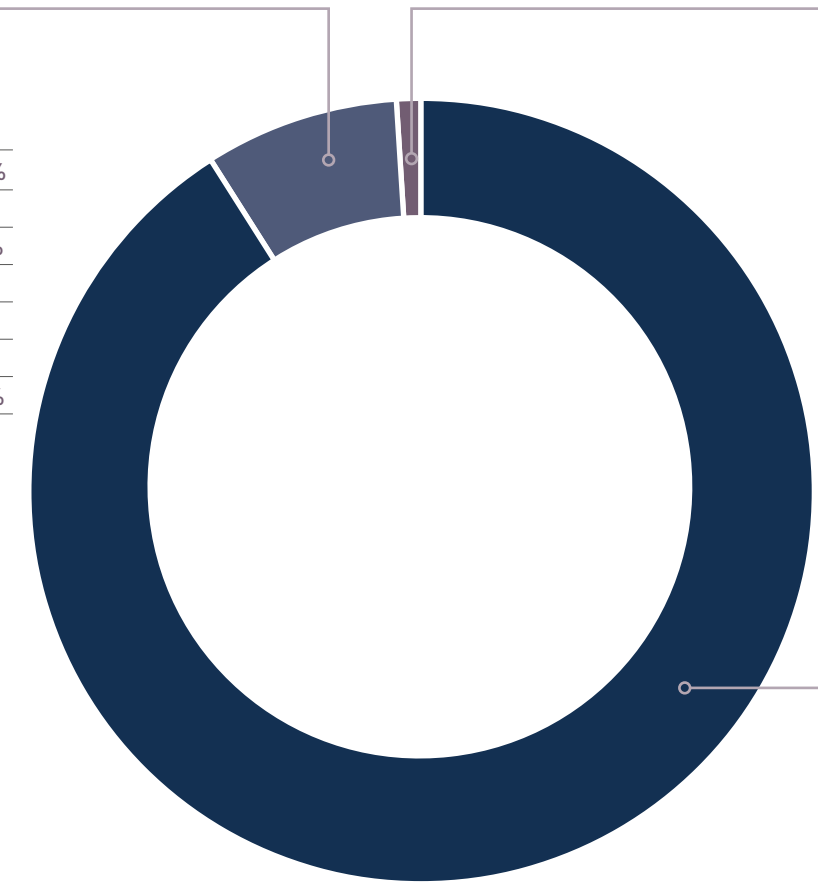
**8.55%**  
252 mt

Africa	14.64%
America	4.15%
Asia	61.56%
European Union (27)	0.13%
Extra-EU Europe	0.07%
Middle East	9.07%
Oceania	10.39%

#### PROCESSED

**0.04%**  
1.29 mt

Africa	26.96%
America	17.43%
Asia	5.50%
European Union (27)	20.68%
Extra-EU Europe	0.46%
Middle East	-
Oceania	28.97%



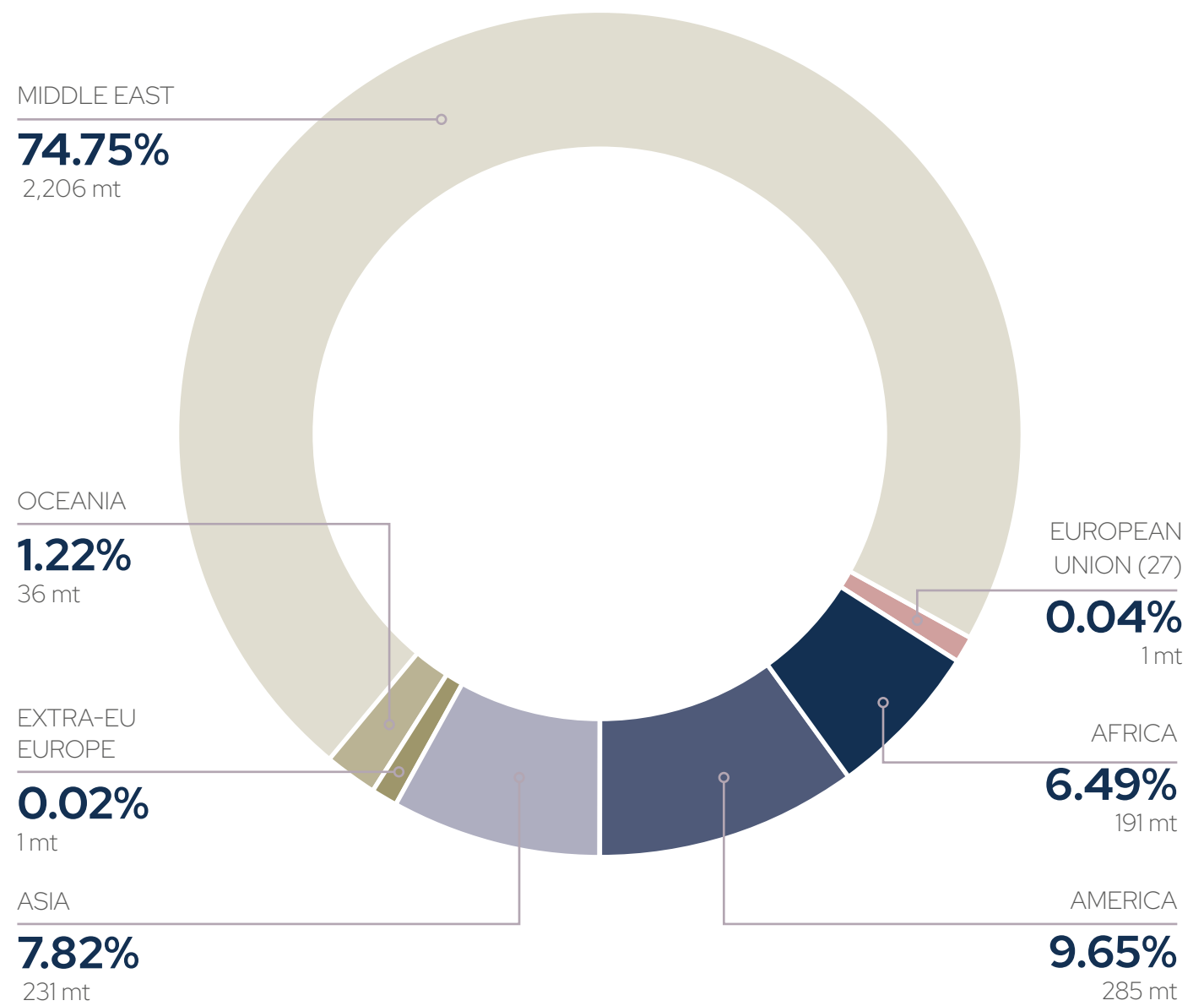
#### WHOLE

**91.41%**  
2,697 mt

Africa	5.71%
America	10.16%
Asia	2.79%
European Union (27)	0.02%
Extra-EU Europe	0.01%
Middle East	80.93%
Oceania	0.35%

SOURCE: SECEX

**Share by region and importing countries of Brazilian duck and other poultry meat in 2022**



SOURCE: SECEX

**AFRICA**

- Angola
- Comoros Islands
- Liberia
- Mauricio Islands

**AMERICA**

- Antigua and barbuda
- Bahamas
- Barbados
- Belize
- Bermuda
- Cayman Islands
- Chile
- Mexico

**ASIA**

- Bangladesh
- China
- Hong Kong
- Japan
- Malaysia
- Maldives
- Singapore
- Thailand
- Vietnam

**EXTRA-EU EUROPE**

- Isle of Man
- Norway
- Russia
- Switzerland
- United Kingdom

**OCEANIA**

- Marshall Islands
- New Caledonia
- Palau
- Vanuatu

**MIDDLE EAST**

- Kuwait
- Oman
- Qatar
- Saudi Arabia
- Turkey
- United Arab Emirates

**EUROPEAN UNION (27)**

- Belgium
- Cyprus
- Denmark
- France
- Germany
- Greece
- Italy
- Malta
- Netherlands
- Portugal

SOURCE: SECEX







### Main destinations of Brazilian exports of duck and other poultry meat (mt)

	DESTINATION	TOTAL				WHOLE			CUTS			PROCESSED		
		2021	2022	SHARE (%)	VAR. (%)	2021	2022	VAR. (%)	2021	2022	VAR. (%)	2021	2022	VAR. (%)
1°	SAUDI ARABIA	1,411	1,004	34.02	(28.84)	1,411	1,004	(28.84)	-	-	-	-	-	-
2°	UNITED ARAB EMIRATES	1,152	692	23.47	(39.91)	1,072	671	(37.39)	80	21	(73.61)	-	-	-
3°	QATAR	392	306	10.38	(21.90)	385	305	(20.83)	7.44	1.69	(77.26)	-	-	-
4°	MEXICO	-	240	8.15	-	-	233	-	-	7.25	-	-	-	-
5°	KUWAIT	248	171	5.78	(31.16)	248	171	(31.17)	-	0.003	-	-	-	-
6°	ANGOLA	53	160	5.44	201.79	40	133	231.81	13	27	109.11	-	-	-
7°	JAPAN	10	154	5.23	1,401.93	0.20	-	-	10	154	1,432.52	0.01	-	-
8°	MALDIVES	54	47	1.59	(12.86)	54	47	(12.86)	-	-	-	-	-	-
9°	NEW CALEDONIA	-	34	1.16	-	-	8.58	-	-	26	-	-	-	-
10°	CHILE	146	33	1.12	(77.41)	141	30	(78.41)	5.10	2.56	(49.88)	-	-	-
11°	OMAN	-	32	1.09	-	-	32	-	-	-	-	-	-	-
12°	MAURICIO ISLANDS	-	30	1.01	-	-	20	-	-	9.60	-	-	-	-
13°	SINGAPORE	1.11	28	0.94	2,404.31	0.61	27	4,420.76	0.50	0.41	(17.43)	0.01	0.02	185.71
14°	ST MAARTEN	-	9.34	0.32	-	-	8.90	-	-	0.44	-	-	-	-
15°	MARSHALL ISLANDS	1.48	1.60	0.05	7.62	0.94	0.75	(20.17)	0.26	0.50	93.39	0.29	0.35	21.53

SOURCE: SECEX



### Main destinations of Brazilian exports of duck and other poultry meat (mt)

	DESTINATION	TOTAL				WHOLE			CUTS			PROCESSED		
		2021	2022	SHARE (%)	VAR. (%)	2021	2022	VAR. (%)	2021	2022	VAR. (%)	2021	2022	VAR. (%)
16°	PANAMA	1.31	1.29	0.04	(1.98)	1.09	1.01	(7.17)	0.11	0.14	31.43	0.12	0.14	15.83
17°	EUROPEAN UNION (27)	1.51	1.25	0.04	(16.74)	0.99	0.66	(33.67)	0.28	0.33	16.20	0.23	0.27	15.09
18°	LIBERIA	1.37	1.19	0.04	(13.43)	0.96	0.72	(24.82)	0.22	0.13	(43.18)	0.19	0.34	80.21
19°	THAILAND	0.48	0.71	0.02	48.64	0.22	0.20	(11.71)	0.26	0.51	101.18	-	-	-
20°	HONG KONG	0.84	0.48	0.02	(42.87)	0.60	0.33	(44.56)	0.17	0.10	(42.51)	0.07	0.05	(29.58)
	<b>SUBTOTAL</b>	<b>3,474</b>	<b>2,948</b>	<b>99.93</b>	<b>(15.14)</b>	<b>3,356</b>	<b>2,695</b>	<b>(19.69)</b>	<b>118</b>	<b>252</b>	<b>114.25</b>	<b>0.92</b>	<b>1.16</b>	<b>27.10</b>
	<b>OTHERS</b>	<b>1.75</b>	<b>2.08</b>	<b>0.07</b>	<b>18.75</b>	<b>1.00</b>	<b>1.68</b>	<b>68.23</b>	<b>0.63</b>	<b>0.26</b>	<b>(57.67)</b>	<b>0.12</b>	<b>0.13</b>	<b>4.92</b>
	<b>TOTAL</b>	<b>3,476</b>	<b>2,950</b>	<b>100.00</b>	<b>(15.13)</b>	<b>3,357</b>	<b>2,697</b>	<b>(19.66)</b>	<b>118</b>	<b>252</b>	<b>113.34</b>	<b>1.04</b>	<b>1.29</b>	<b>24.49</b>

SOURCE: SECEX





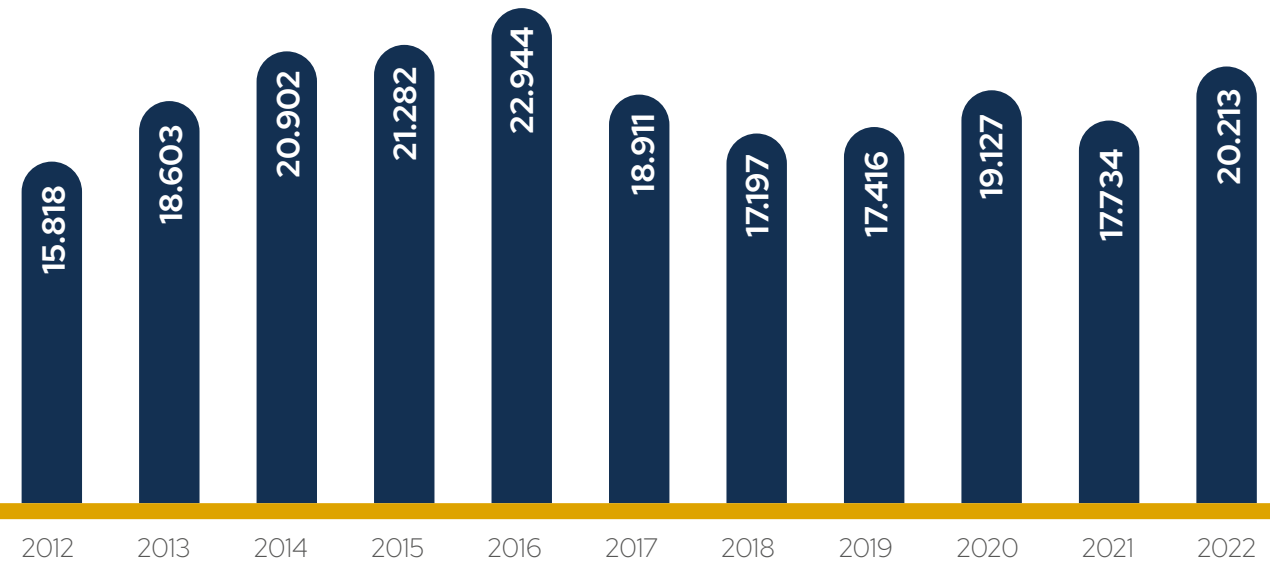
EGGS





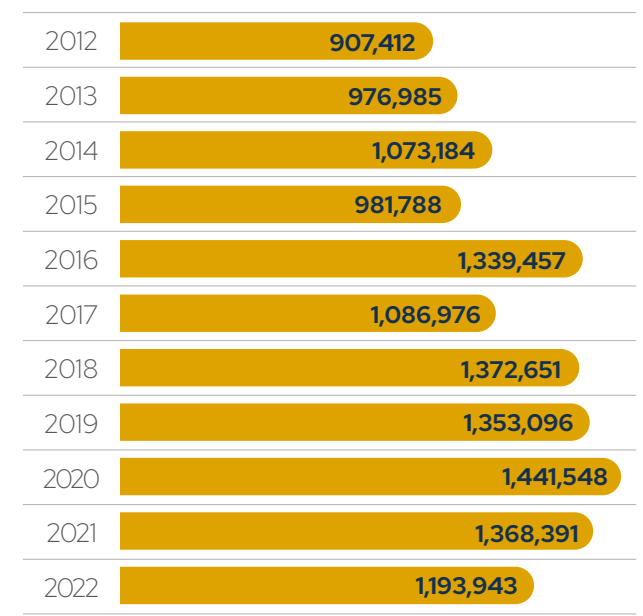
BRAZILIAN PRODUCTION

**Gross production value**  
(billion R\$)



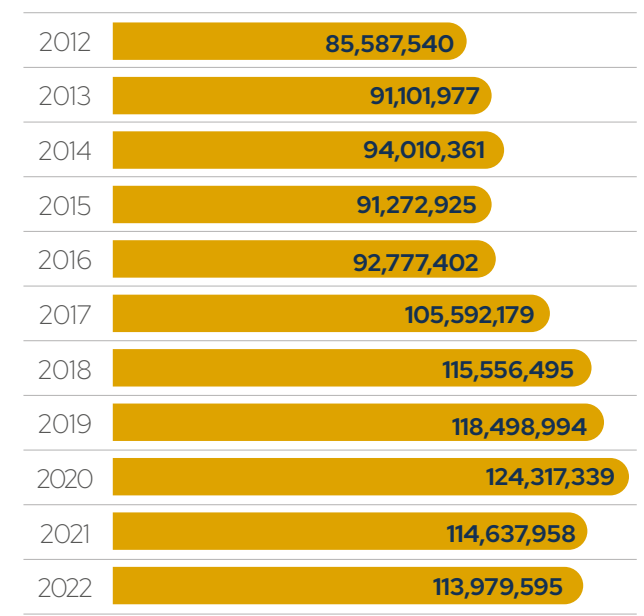
SOURCE: MINISTRY OF AGRICULTURE AND LIVESTOCK

**Placement of parent stock** (heads)



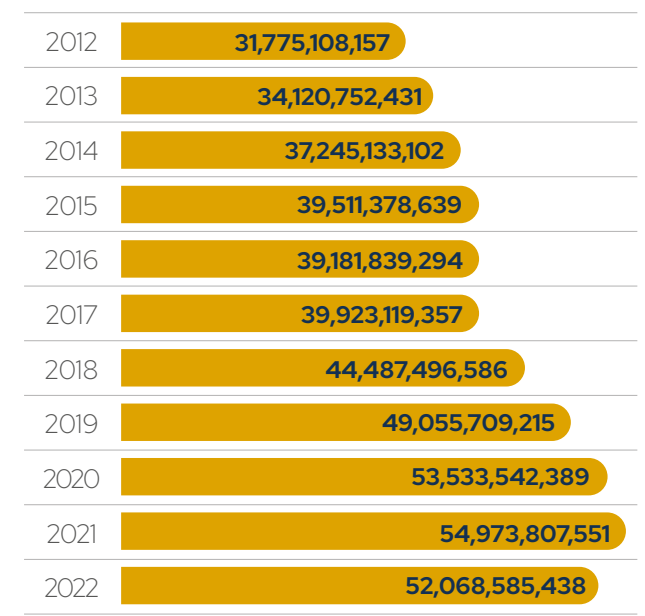
SOURCE: ABPA

**Placement of layer hens** (heads)



SOURCE: ABPA

**Brazilian production of eggs** (units)

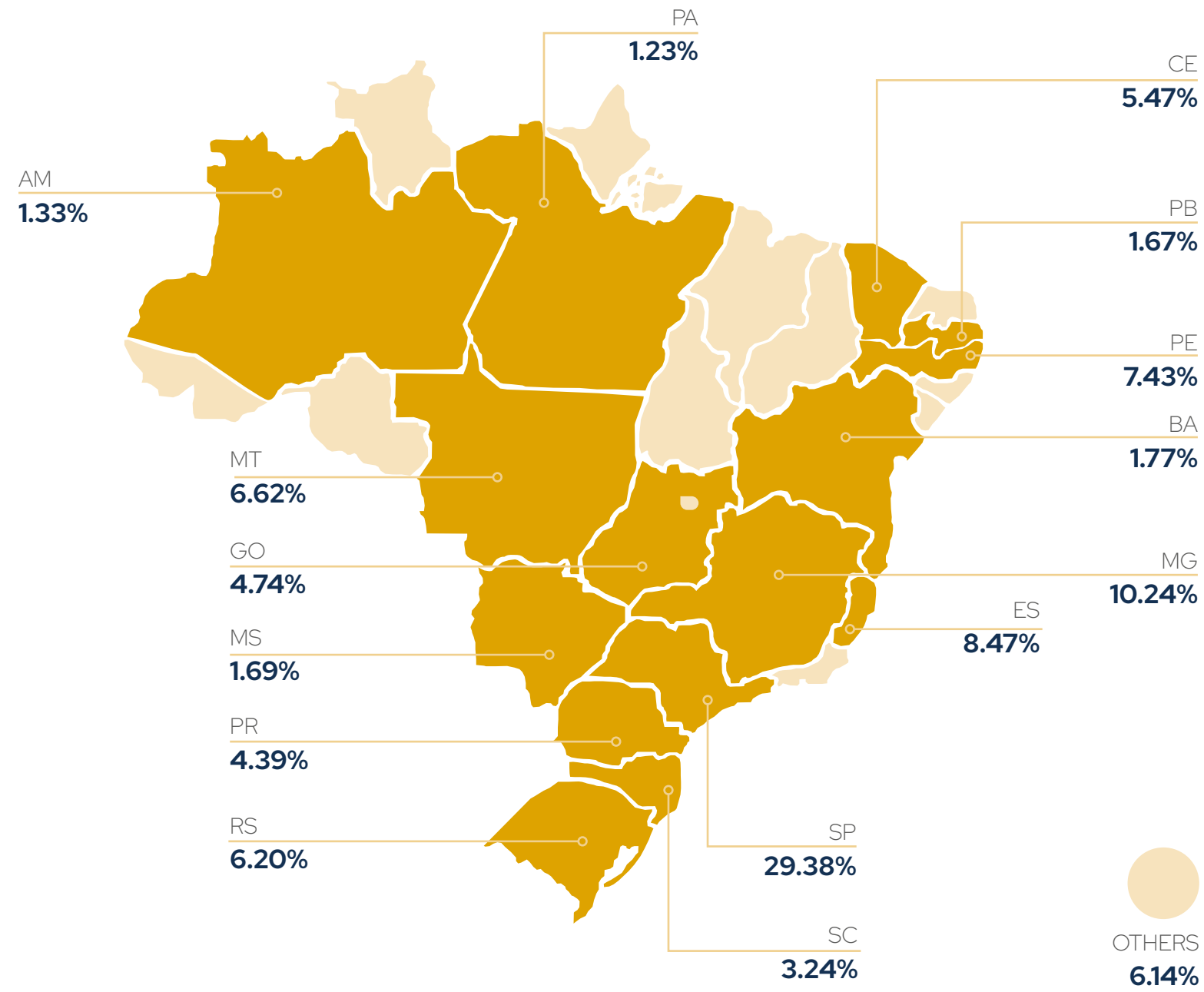


SOURCE: ABPA





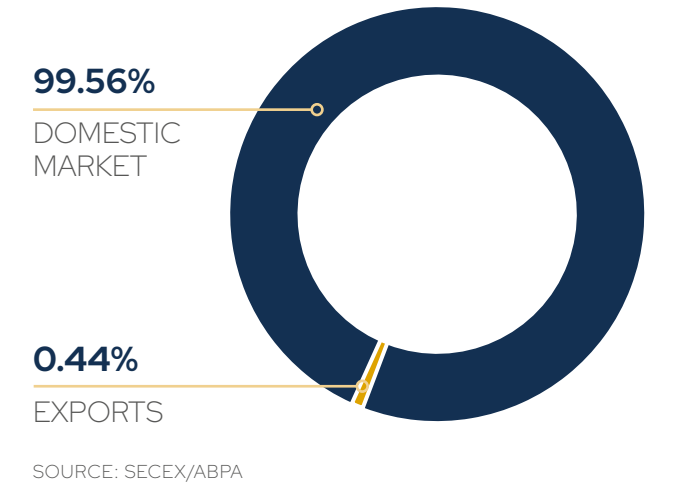
**Day-old chick placement by federal unit in 2022**



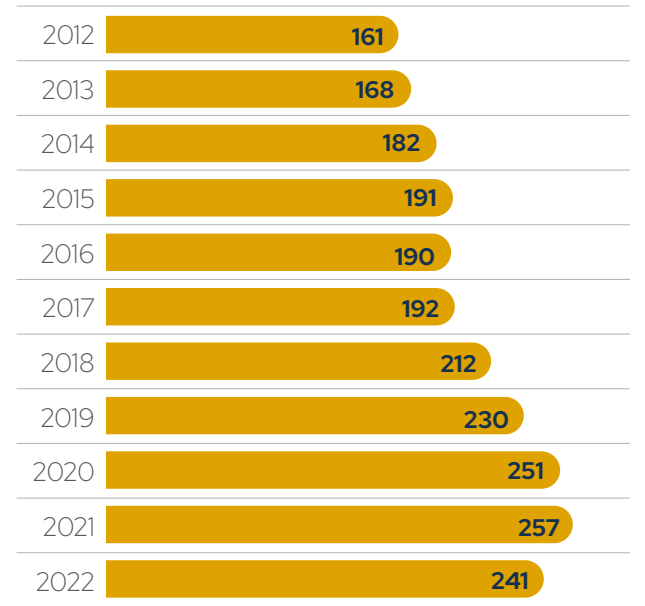
SOURCE: ABPA



**Destination of Brazilian production of eggs in 2022**



**Egg per capita consumption (units/per person)**

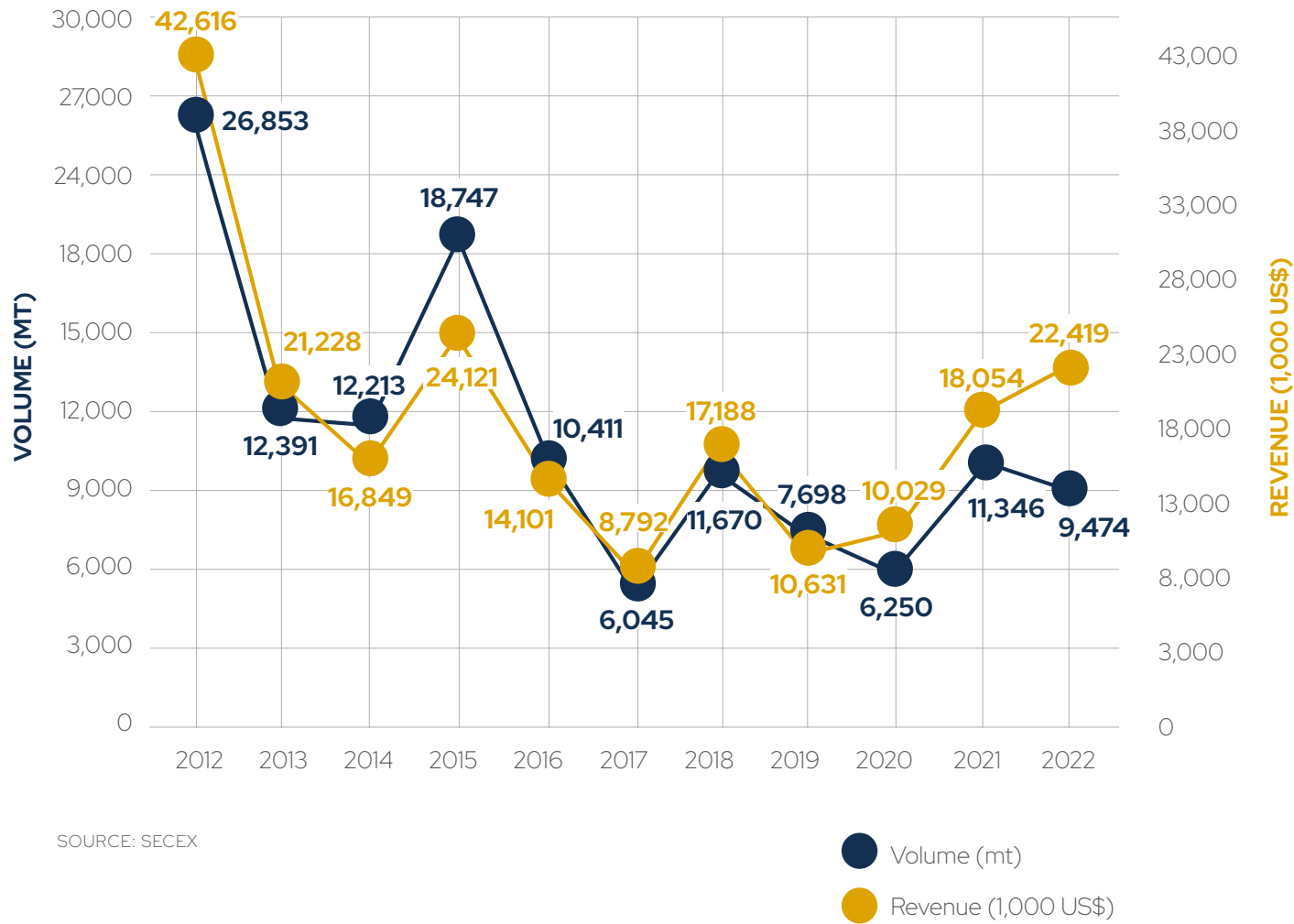


SOURCE: ABPA

# BRAZILIAN EXPORTS

## Brazilian exports of eggs (historical series)

NCM Codes of Eggs: 040700.90, 040721.00, 040729.00, 040790.00, 040811.00, 040819.00, 040891.00, 040899.00, 350211.00, 350219.00



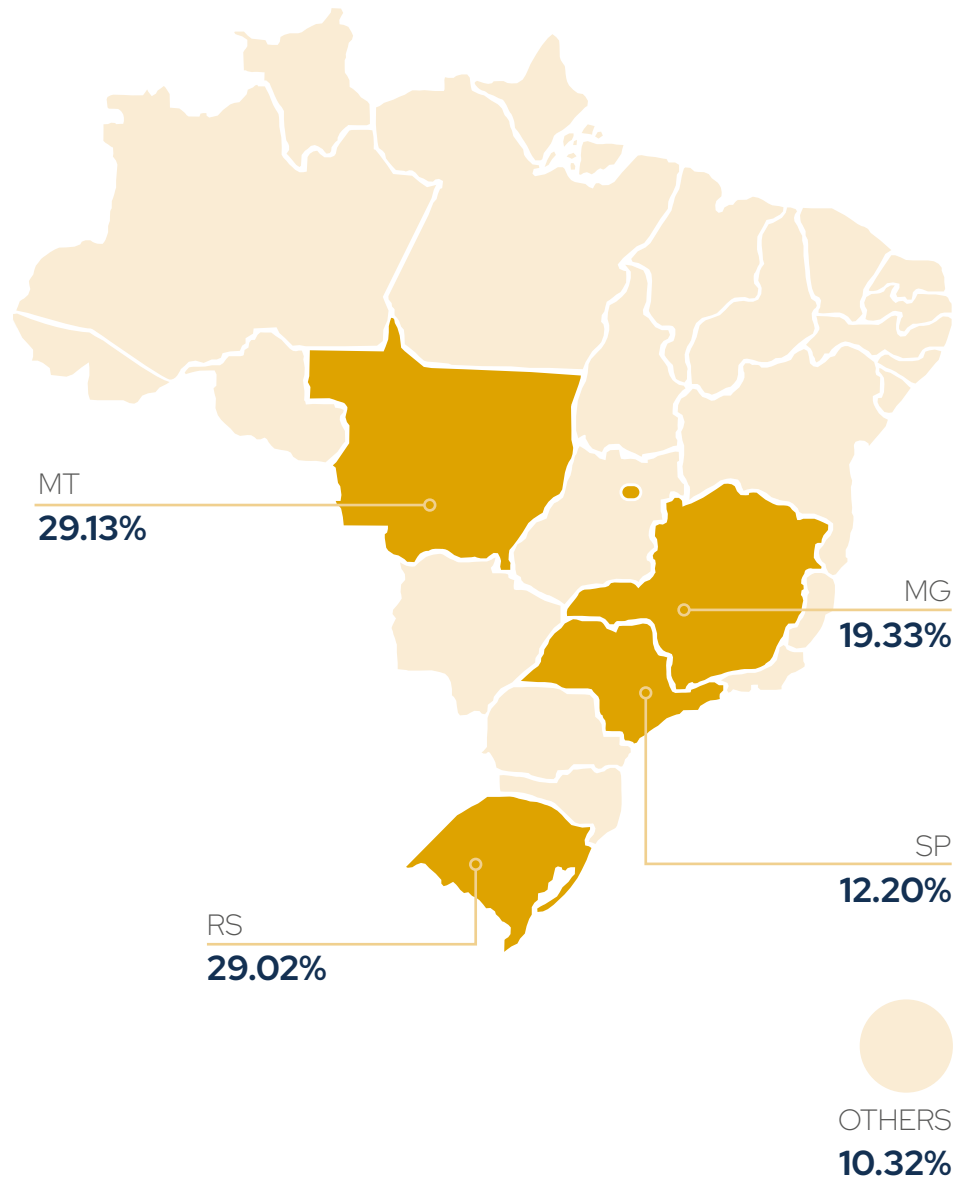
## Brazilian exports of eggs 2021 x 2022 (mt)

	RAW			PROCESSED			TOTAL		
	2021	2022	VAR. (%)	2021	2022	VAR. (%)	2021	2022	VAR. (%)
JAN	1,494	2,144	43.49	130	172	31.82	1,624	2,316	42.56
FEB	1,307	1,735	32.76	245	360	47.01	1,552	2,096	35.01
MAR	452	245	(45.73)	144	327	126.64	596	572	(4.08)
APR	701	274	(60.95)	164	302	84.87	865	576	(33.36)
MAY	311	268	(14.07)	159	360	126.58	470	628	33.49
JUN	250	189	(24.24)	304	279	(8.09)	554	469	(15.37)
JUL	221	67	(69.63)	227	413	82.11	448	480	7.24
AUG	172	81	(52.86)	396	365	(7.93)	568	446	(21.53)
SEP	226	70	(68.95)	425	409	(3.65)	650	479	(26.30)
OCT	459	71	(84.55)	361	516	43.00	819	587	(28.40)
NOV	439	58	(86.86)	266	336	26.17	706	394	(44.19)
DEC	1,876	191	(89.82)	617	241	(60.99)	2,492	431	(82.69)
<b>TOTAL</b>	<b>7,908</b>	<b>5,393</b>	<b>(31.80)</b>	<b>3,438</b>	<b>4,081</b>	<b>18.70</b>	<b>11,346</b>	<b>9,474</b>	<b>(16.50)</b>

SOURCE: SECEX

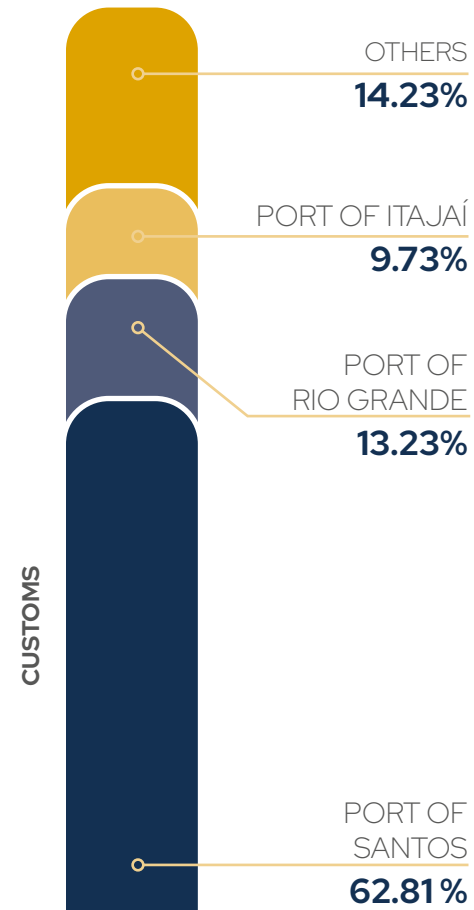


**Brazilian eggs exports by federal unit in 2022**



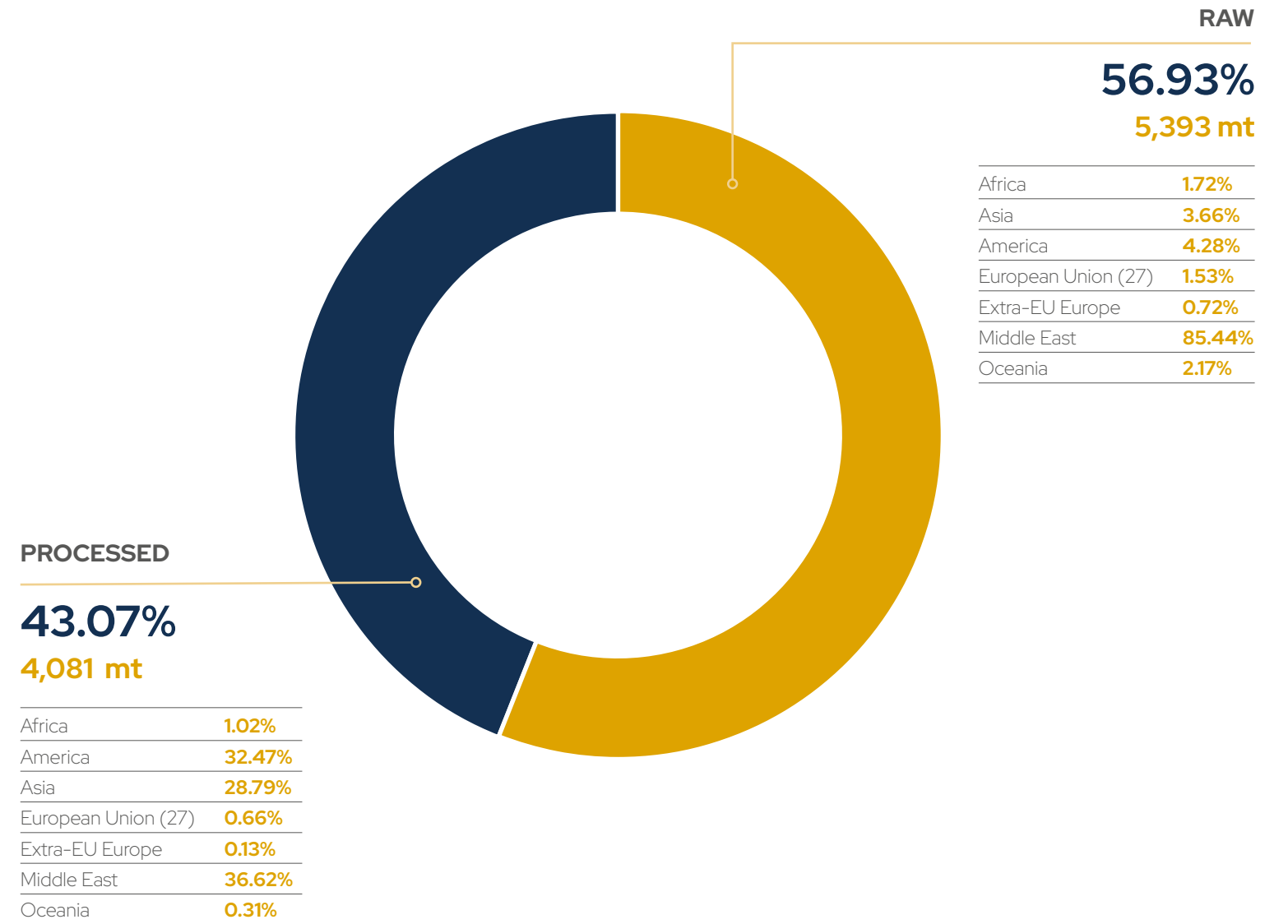
SOURCE: SECEX

**Brazilian exports of eggs by customs in 2022**



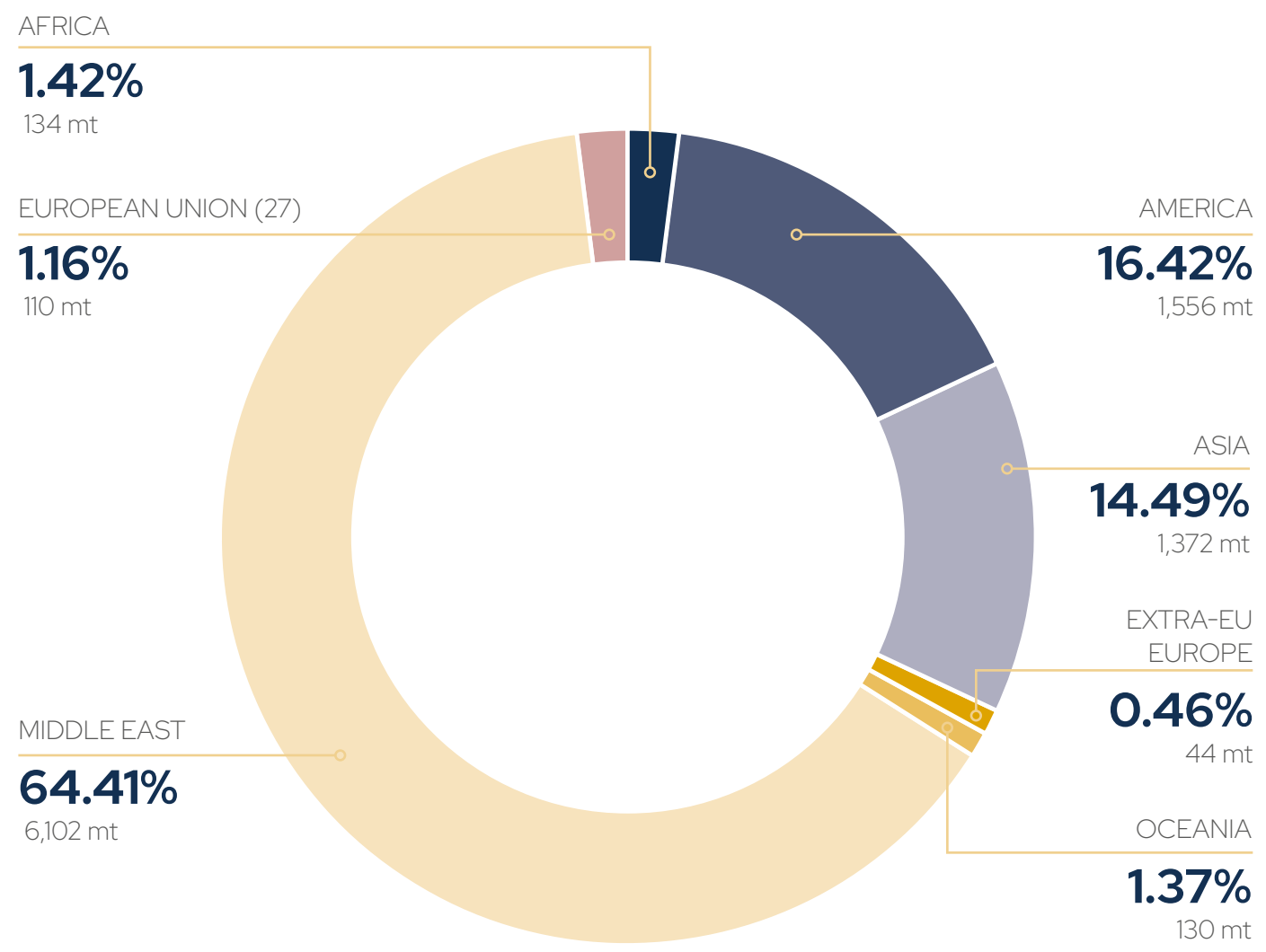
SOURCE: SECEX

**Brazilian eggs exports by product and share by region in 2022**



SOURCE: SECEX

**Share by region and importing countries of Brazilian eggs in 2022**



SOURCE: SECEX

**AFRICA**

- Cameroon
- Comoros Islands
- Egypt
- Gabon
- Liberia
- Morocco
- Sierra Leone
- Togo

**AMERICA**

- Antigua and Barbuda
- Argentina
- Bahamas
- Barbados
- Belize
- Bermuda
- Canada
- Cayman Islands
- Chile
- Colombia
- Cuba

**ASIA**

- Curacao
- Falklands (Malvinas)
- Guyana
- Mexico
- Panama
- Paraguay
- Peru
- Saint Vincent and the Grenadines
- United States
- Uruguay
- Venezuela

**EXTRA-EU EUROPE**

- Gibraltar
- Isle of Man
- Montenegro
- Norway
- Russia
- Switzerland
- United Kingdom

**OCEANIA**

- American Samoa
- Cook Islands

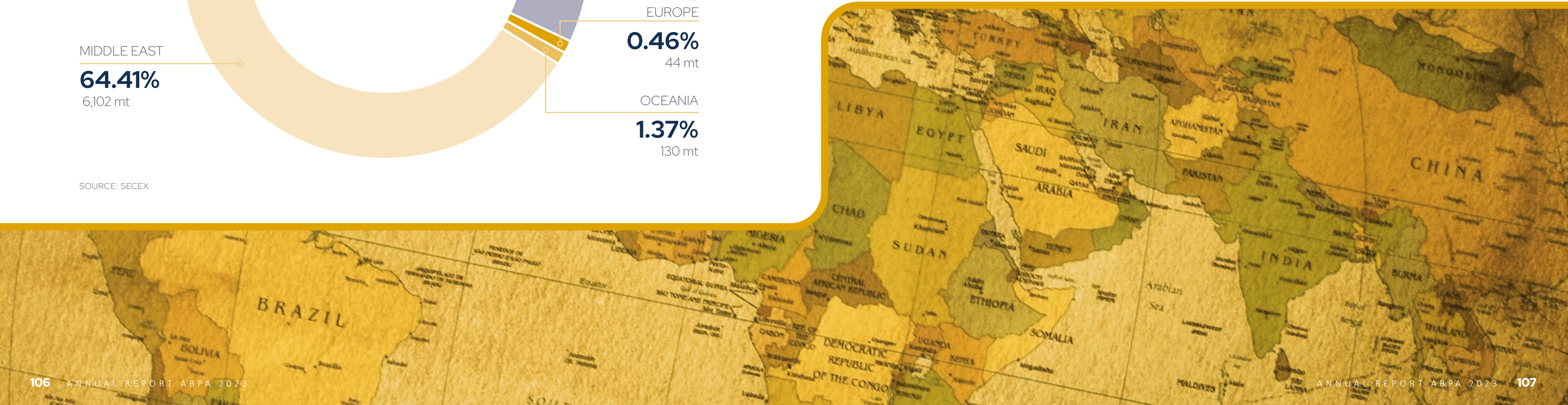
**MIDDLE EAST**

- Heard Island and McDonald Islands
- Marshall Islands
- Niue
- Palau
- Tuvalu
- Vanuatu
- Bahrain
- Iran
- Iraq
- Jordan
- Lebanon
- Oman
- Qatar
- Saudi Arabia
- Turkey
- United Arab Emirates
- Yemen

**EUROPEAN UNION (27)**

- Belgium
- Bulgaria
- Croatia
- Cyprus
- Denmark
- France
- Germany
- Greece
- Ireland
- Italy
- Latvia
- Luxembourg
- Malta
- Netherlands
- Portugal
- Spain
- Sweden

SOURCE: SECEX





### Main destinations of Brazilian exports of eggs (mt)

	DESTINATION	TOTAL				RAW			PROCESSED		
		2021	2022	SHARE (%)	VAR. (%)	2021	2022	VAR. (%)	2021	2022	VAR. (%)
1°	UNITED ARAB EMIRATES	6,916	4,453	47.01	(35.60)	6,803	4,333	(36.31)	113	121	7.19
2°	QATAR	486	1,107	11.68	127.76	0.05	-	-	486	1,107	127.78
3°	JAPAN	1,171	1,094	11.54	(6.60)	3.84	4.27	11.39	1,167	1,090	(6.66)
4°	URUGUAY	392	541	5.71	38.24	-	0.09	-	392	541	38.22
5°	UNITED STATES	472	472	4.99	0.001	0.42	0.48	15.42	472	472	(0.01)
6°	OMAN	408	273	2.88	(33.05)	408	273	(33.05)	-	-	-
7°	CHILE	65	203	2.14	211.59	-	-	-	65	203	211.59
8°	SAUDI ARABIA	162	163	1.72	0.31	0.14	0.27	90.71	162	162	0.23
9°	PANAMA	83	147	1.55	76.65	78	139	78.09	4.80	7.35	53.12
10°	MARSHALL ISLANDS	84	129	1.36	52.94	77	116	51.13	7.47	13	71.57
11°	HONG KONG	58	119	1.26	105.73	50	109	120.09	8.44	10	21.45
12°	EUROPEAN UNION (27)	106	110	1.16	2.87	87	83	(4.97)	19	27	38.20
13°	LIBERIA	104	106	1.12	1.53	92	92	0.11	13	14	11.68
14°	BANGLADESH	89	67	0.71	(24.29)	0.96	1.35	40.90	88	66	(25.00)
15°	TURKEY	67	66	0.70	(1.35)	2.92	0.58	(80.08)	64	65	2.24

SOURCE: SECEX

### Main destinations of Brazilian exports of eggs (mt)


	DESTINATION	TOTAL				RAW			PROCESSED		
		2021	2022	SHARE (%)	VAR. (%)	2021	2022	VAR. (%)	2021	2022	VAR. (%)
16°	PARAGUAY	97	58	0.62	(39.70)	-	0.15	-	97	58	(39.85)
17°	SINGAPORE	40	50	0.53	24.64	32	43	33.66	7.60	6.54	(13.89)
18°	GUYANA	35	44	0.46	24.14	35	44	24.14	-	-	-
19°	CUBA	120	40	0.42	(66.67)	-	-	-	120	40	(66.67)
20°	BAHAMAS	20	31	0.32	51.23	20	30	46.39	0.002	0.98	49,000
21°	EGYPT	20	27	0.29	36.66	0.07	-	-	20	27	37.13
22°	YEMEN	-	25	0.26	-	-	-	-	-	25	-
23°	NORWAY	22	22	0.24	(0.34)	20	19	(3.37)	2.69	3.28	21.85
24°	CHINA	5.48	21	0.22	274.81	4.46	19	325.68	1.02	1.57	53.08
25°	UNITED KINGDOM	6.18	16	0.16	151.95	4.32	14	231.21	1.86	1.26	(32.13)
	<b>SUBTOTAL</b>	<b>11,030</b>	<b>9,384</b>	<b>99.05</b>	<b>(14.93)</b>	<b>7,719</b>	<b>5,321</b>	<b>(31.07)</b>	<b>3,312</b>	<b>4,063</b>	<b>22.69</b>
	<b>OTHERS</b>	<b>316</b>	<b>90</b>	<b>0.95</b>	<b>(71.38)</b>	<b>190</b>	<b>72</b>	<b>(61.77)</b>	<b>126</b>	<b>18</b>	<b>(85.76)</b>
	<b>TOTAL</b>	<b>11,346</b>	<b>9,474</b>	<b>100.00</b>	<b>(16.50)</b>	<b>7,908</b>	<b>5,393</b>	<b>(31.80)</b>	<b>3,438</b>	<b>4,081</b>	<b>18.70</b>

SOURCE: SECEX





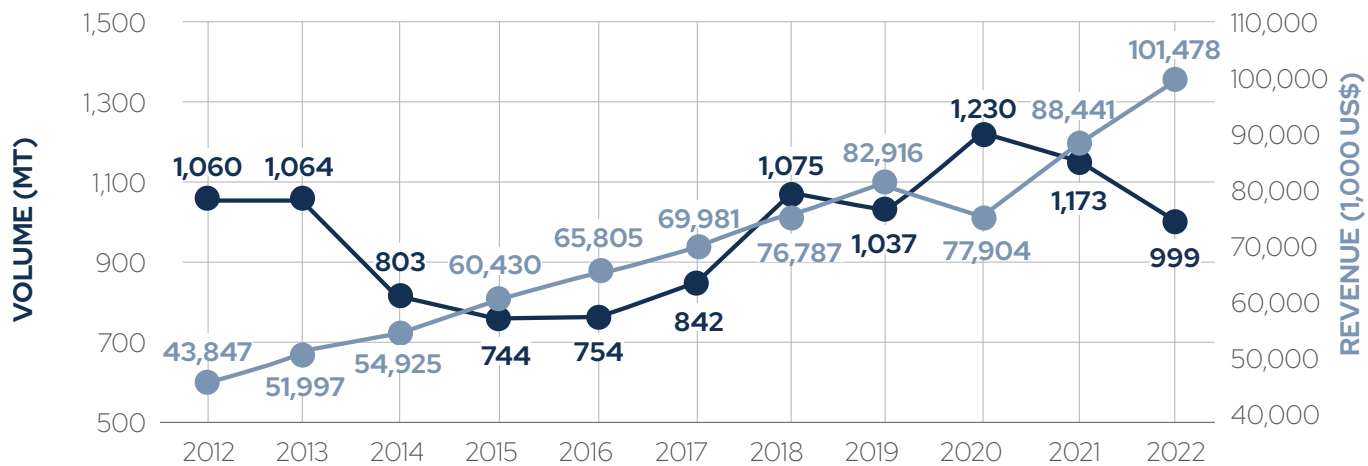
POULTRY  
GENETIC  
MATERIAL



## BRAZILIAN EXPORTS

### Brazilian exports of day-old chicks (historical series)

NCM Codes of Day-old Chicks: 0105.11.10, 0105.11.90, 0105.92.00, 0105.93.00, 0105.94.00

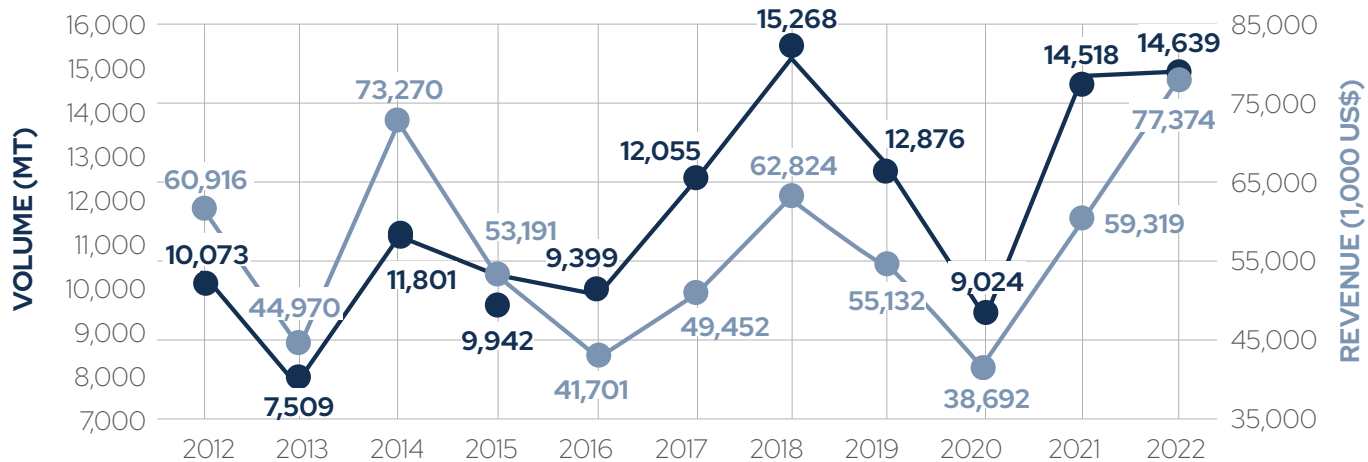


SOURCE: SECEX

● Volume (mt) ● Revenue (1,000 US\$)

### Brazilian exports of hatching eggs (historical series)

NCM Codes of Hatching Eggs: 0407.00.11, 0407.00.19, 0407.11.00, 0407.19.00



SOURCE: SECEX

● Volume (mt) ● Revenue (1,000 US\$)

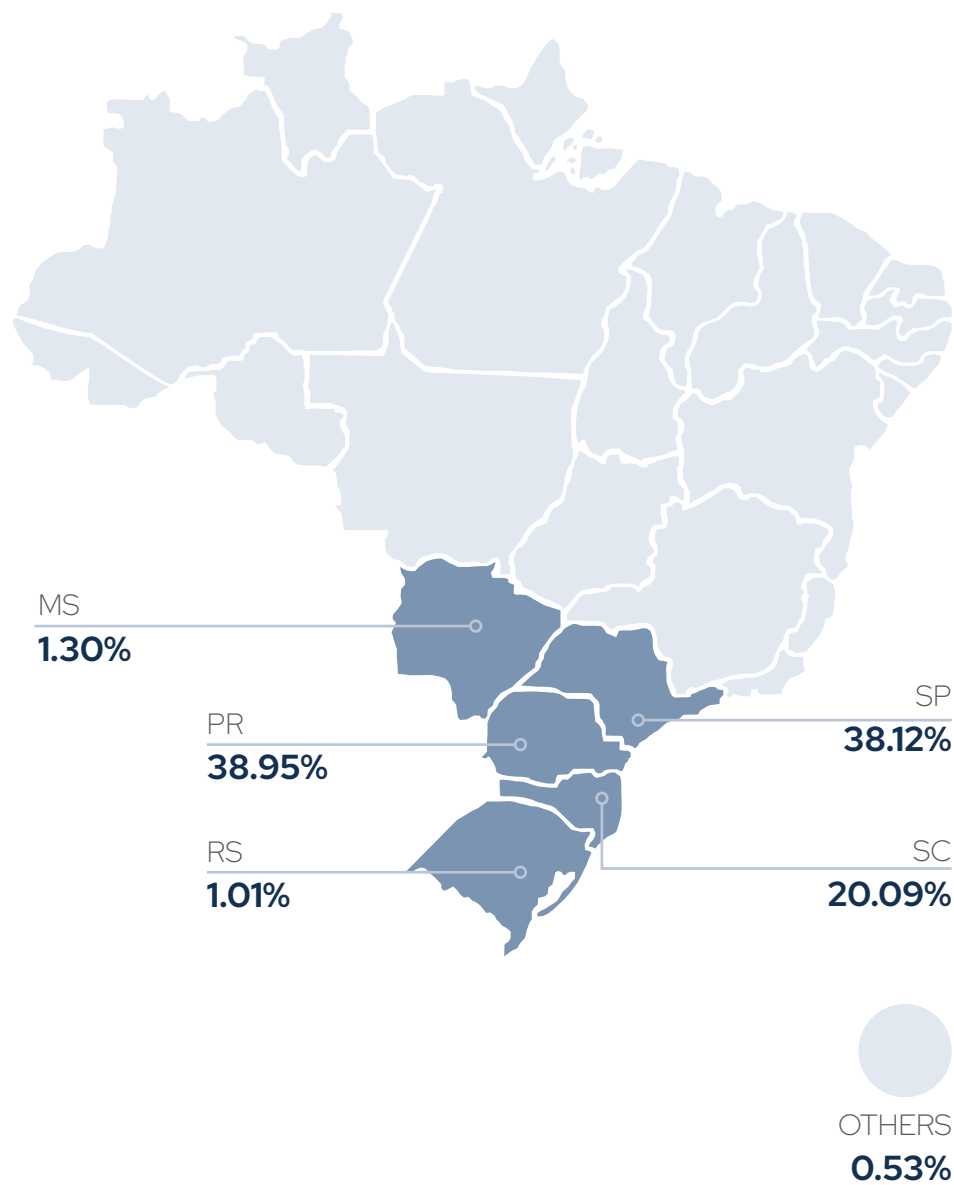
### Brazilian poultry genetic material exports 2021 x 2022 (mt)

	DAY-OLD CHICKS			HATCHING EGGS			TOTAL		
	2021	2022	VAR. (%)	2021	2022	VAR. (%)	2021	2022	VAR. (%)
JAN	119	77	(34.82)	984	1,097	11.51	1,102	1,174	6.52
FEB	84	76	(9.22)	841	1,172	39.32	926	1,249	34.90
MAR	113	81	(28.05)	1,304	1,488	14.09	1,417	1,569	10.73
APR	76	82	7.34	1,054	1,104	4.75	1,130	1,186	4.92
MAY	86	70	(18.92)	1,003	935	(6.72)	1,089	1,005	(7.69)
JUN	70	93	32.84	1,222	998	(18.31)	1,292	1,091	(15.54)
JUL	95	67	(30.17)	1,313	1,057	(19.51)	1,408	1,124	(20.23)
AUG	95	96	1.48	1,433	1,204	(16.01)	1,528	1,300	(14.93)
SEP	96	97	0.30	1,190	1,100	(7.57)	1,286	1,196	(6.98)
OCT	142	93	(34.92)	1,451	1,371	(5.51)	1,594	1,464	(8.14)
NOV	120	73	(39.09)	1,426	1,425	(0.05)	1,546	1,498	(3.08)
DEC	76	95	24.28	1,296	1,687	30.18	1,372	1,782	29.86
<b>TOTAL</b>	<b>1,173</b>	<b>999</b>	<b>(14.79)</b>	<b>14,518</b>	<b>14,639</b>	<b>0.84</b>	<b>15,691</b>	<b>15,639</b>	<b>(0.33)</b>

SOURCE: SECEX

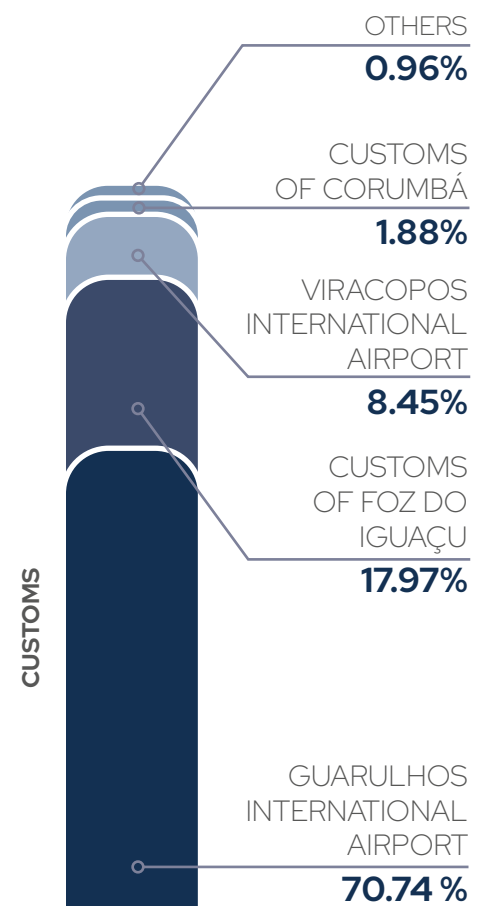


**Brazilian poultry genetic material exports by federal unit in 2022**



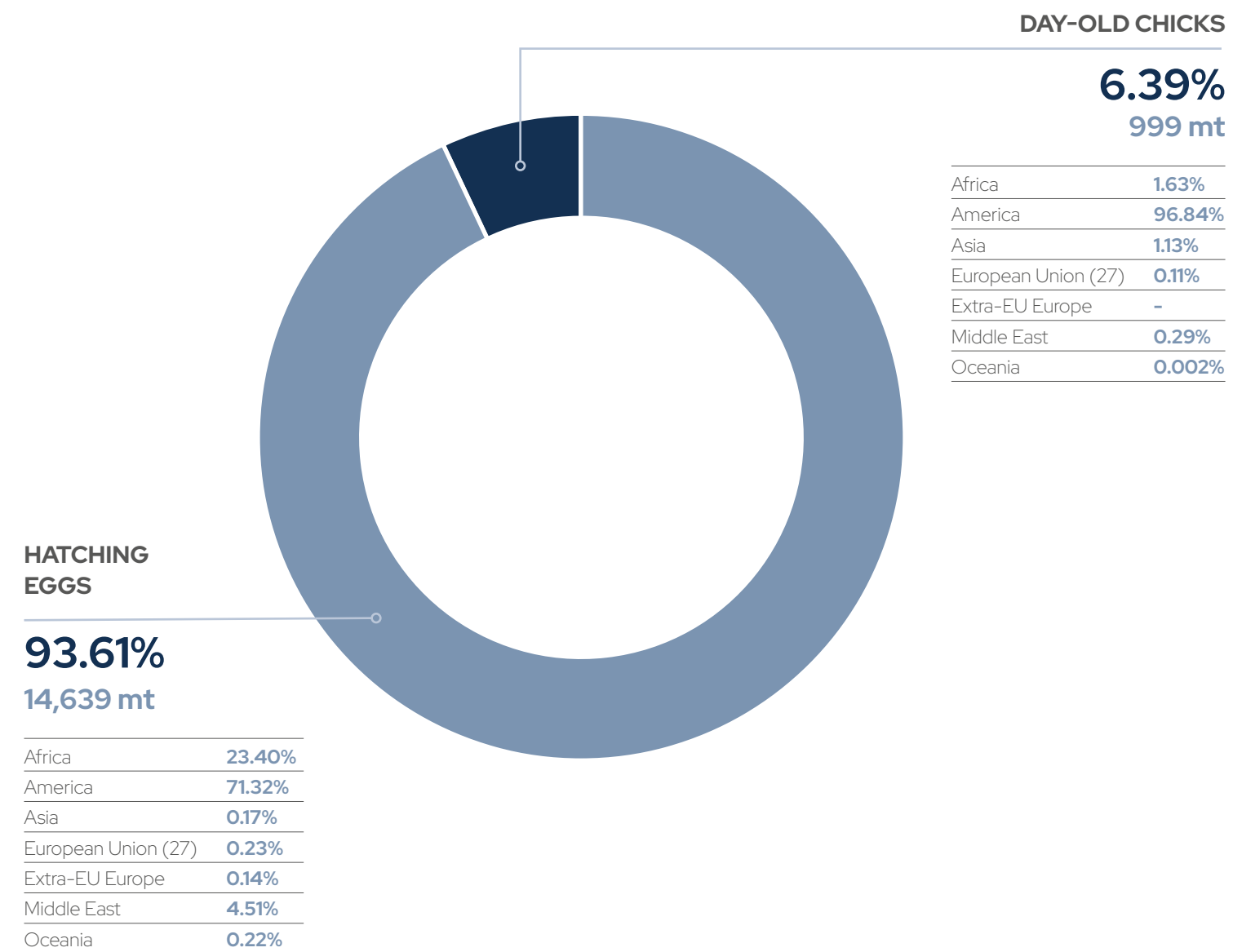
SOURCE: SECEX

**Brazilian poultry genetic material exports by customs in 2022**



SOURCE: SECEX

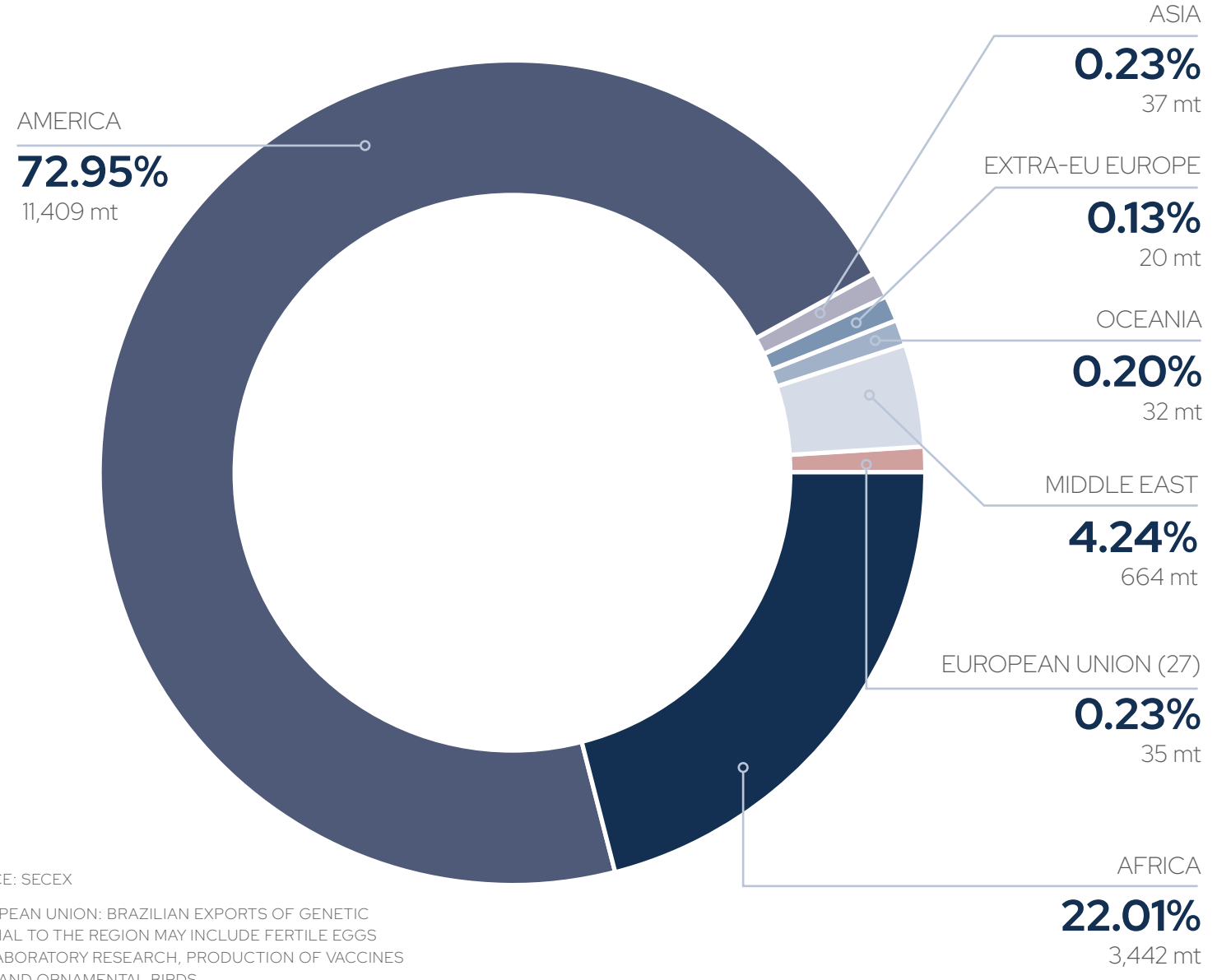
**Brazilian poultry genetic material exports by product and share by region in 2022**



SOURCE: SECEX

\*EUROPEAN UNION: BRAZILIAN EXPORTS OF GENETIC MATERIAL TO THE REGION MAY INCLUDE FERTILE EGGS FOR LABORATORY RESEARCH, PRODUCTION OF VACCINES (SPF), AND ORNAMENTAL BIRDS.

**Share by region and importing countries of Brazilian poultry genetic material in 2022**



SOURCE: SECEX  
 \*EUROPEAN UNION: BRAZILIAN EXPORTS OF GENETIC MATERIAL TO THE REGION MAY INCLUDE FERTILE EGGS FOR LABORATORY RESEARCH, PRODUCTION OF VACCINES (SPF), AND ORNAMENTAL BIRDS.

**AFRICA**

- Algeria
- Cameroon
- Egypt
- Ethiopia
- Ivory Coast
- Liberia
- Madagascar
- Senegal
- South Africa
- Togo
- Uganda

**AMERICA**

- Antigua and Barbuda
- Argentina
- Bahamas
- Barbados

**ASIA**

- Belize
- Bermuda
- Bolivia
- Cayman Islands
- Chile
- Colombia
- Dominican Rep.
- Ecuador
- Mexico
- Panama
- Paraguay
- Peru
- Saint Vincent and the Grenadines
- United States
- Uruguay
- Venezuela

**ASIA**

- Bangladesh
- China
- Hong Kong
- India
- Japan
- Malaysia
- Philippines
- Singapore
- South Korea
- Sri Lanka
- Taiwan
- Thailand
- Vietnam

**EXTRA-EU EUROPE**

- Gibraltar
- Isle of Man
- Norway
- Russia
- United Kingdom

**OCEANIA**

- Marshall Islands
- Vanuatu

**MIDDLE EAST**

- Bahrain
- Lebanon
- Saudi Arabia
- Syria
- Turkey
- United Arab Emirates

**EUROPEAN UNION (27)**

- Belgium
- Croatia
- Cyprus
- Denmark
- France
- Germany
- Greece
- Italy
- Luxembourg
- Malta
- Netherlands
- Portugal
- Spain

SOURCE: SECEX





**Main destinations of Brazilian exports of poultry genetic material (mt)**

	DESTINATION	TOTAL				DAY-OLD CHICKS			HATCHING EGGS		
		2021	2022	SHARE (%)	VAR. (%)	2021	2022	VAR. (%)	2021	2022	VAR. (%)
1°	MEXICO	4,094	7,826	50.04	91.16	-	-	-	4,094	7,826	91.16
2°	SENEGAL	5,685	3,378	21.60	(40.59)	1.22	0.51	(57.96)	5,684	3,377	(40.58)
3°	PARAGUAY	3,031	2,800	17.90	(7.61)	848	638	(24.86)	2,182	2,162	(0.91)
4°	SAUDI ARABIA	211	415	2.65	96.52	-	-	-	211	415	96.52
5°	BOLIVIA	302	294	1.88	(2.41)	98	105	7.32	203	189	(7.11)
6°	UNITED ARAB EMIRATES	481	245	1.57	(49.00)	-	-	-	481	245	(49.00)
7°	PERU	301	158	1.01	(47.57)	29	36	25.87	272	122	(55.36)
8°	COLOMBIA	159	111	0.71	(30.70)	33	32	(4.12)	126	79	(37.69)
9°	ECUADOR	88	86	0.55	(2.32)	85	86	0.34	2.33	-	-
10°	EUROPEAN UNION (27)	54	35	0.23	(34.31)	0.001	1.06	105,900.00	54	34	(36.29)
11°	ARGENTINA	30	31	0.20	5.60	30	31	5.59	-	0.003	-
12°	MARSHALL ISLANDS	33	31	0.20	(3.99)	0.01	0.02	142.86	32.66	31.35	(4.03)
13°	VENEZUELA	24	30	0.19	26.26	5.25	8.72	65.97	18	21	14.87
14°	PANAMA	19	23	0.15	18.54	-	0.01	-	19	23	18.47
15°	CHILE	17	18	0.11	4.02	17	18	4.08	0.09	0.09	(6.59)

SOURCE: SECEX

**Main destinations of Brazilian exports of poultry genetic material (mt)**

	DESTINATION	TOTAL				DAY-OLD CHICKS			HATCHING EGGS		
		2021	2022	SHARE (%)	VAR. (%)	2021	2022	VAR. (%)	2021	2022	VAR. (%)
16°	LIBERIA	25	18	0.11	(29.94)	0.002	0.001	(50.00)	25	18	(29.94)
17°	IVORY COAST	47	16	0.10	(66.45)	-	-	-	47	16	(66.45)
18°	DOMINICAN REP.	325	14	0.09	(95.78)	1.89	5.12	171.40	323	8.62	(97.34)
19°	RUSSIA	3.97	13	0.08	229.89	-	-	-	3.97	13	229.89
20°	CAMEROON	28	11	0.07	(61.04)	-	-	-	28	11	(61.04)
21°	HONG KONG	17	11	0.07	(34.31)	0.01	-	-	17	11	(34.27)
22°	URUGUAY	14	11	0.07	(22.52)	11	7.93	(26.72)	3.04	2.81	(7.55)
23°	ETHIOPIA	8.71	10	0.06	11.85	8.71	9.74	11.85	-	-	-
24°	SINGAPORE	7.14	10	0.06	35.19	0.001	0.024	2,300.00	7.14	10	34.87
25°	MALAYSIA	0.46	9.23	0.06	1,925.00	0.46	9.21	1,919.74	-	0.02	-
	<b>SUBTOTAL</b>	<b>15,004</b>	<b>15,602</b>	<b>99.77</b>	<b>3.98</b>	<b>1,169</b>	<b>988</b>	<b>(15.48)</b>	<b>13,835</b>	<b>14,614</b>	<b>5.63</b>
	<b>OTHERS</b>	<b>687</b>	<b>37</b>	<b>0.23</b>	<b>(94.68)</b>	<b>3.58</b>	<b>11</b>	<b>208.27</b>	<b>683</b>	<b>26</b>	<b>(96.27)</b>
	<b>TOTAL</b>	<b>15,691</b>	<b>15,639</b>	<b>100.00</b>	<b>(0.33)</b>	<b>1,173</b>	<b>999</b>	<b>(14.79)</b>	<b>14,518</b>	<b>14,639</b>	<b>0.84</b>

SOURCE: SECEX







Av. Brig. Faria Lima, 1912, Cj. 20L  
São Paulo, SP- CEP: 01452-001  
Tel: +55 (11) 3095-3120 | [abpa@abpa-br.org](mailto:abpa@abpa-br.org)